

How to Access the ECIS Annual Conference 2015 Mobile Event App

Go to <http://eventmobi.com/ecisac15> on your mobile browser to instantly access your mobile event guide! Your Internet browser loads the event app automatically and makes it instantly available for offline use. For easier access in the future make sure to simply add the bookmark to your phone's home screen.

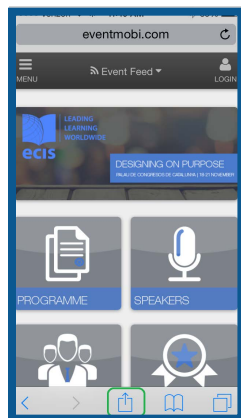
The event app includes these features:

- Event Agenda
- Speaker and Participant Information
- Interactive Personalized Agenda (star the sessions you plan to attend!)
- Conference Maps
- Meeting Information
- Alerts & Updates For the Event


Choose Your Device's Operating System

For iOS Users

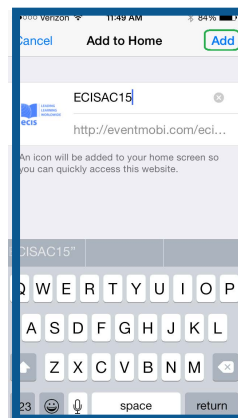
- 1 Click the share icon. Don't see the share icon? Click the address bar and the share icon will appear below.
- 2 Click "Add to Home Screen"
- 3 Enter the text you wanted associated with your mobile event app
- 4 Click on the icon to access the mobile event app




1



2




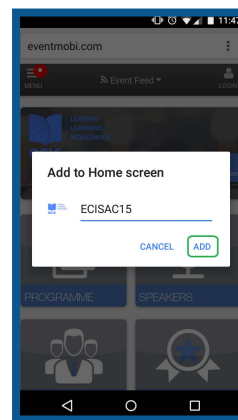
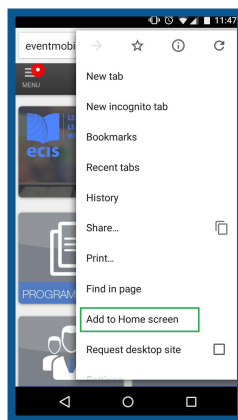
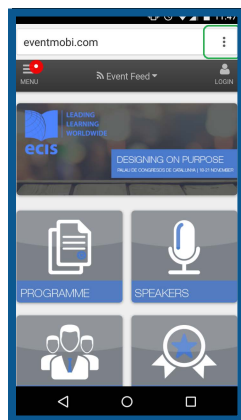
3



4

For Android Users

- 1 Click in the "..." icon
- 2 Click "Add to Home Screen"
- 3 Press "Add" to save the bookmark to your home screen
- 4 Click the icon on your home screen to access the mobile event app



For Blackberry Users

Step 1) While in the Browser, press the menu button and select "Add Bookmark". **Step 2)** The "Add Bookmark" window will appear. **Step 3)** Scroll down to the bottom of the window and press "Add". **Step 4)** Press The menu button again, scroll down and press "Bookmarks". **Step 5)** The mobile event app has been added to your list. Click on it to access your event's app!