




Trade Facilitation  
Agreement Facility

# WTO Trade Facilitation

# Importance of Private Sector Engagement in TFA implementation

- ✓ Trade statistics
- ✓ Data analytics and the TFA measures
- ✓ Sources of data
- ✓ Tracking notifications



The background features several thick, curved lines in shades of red, blue, green, and purple, arranged in a dynamic, swirling pattern that suggests movement or data flow.

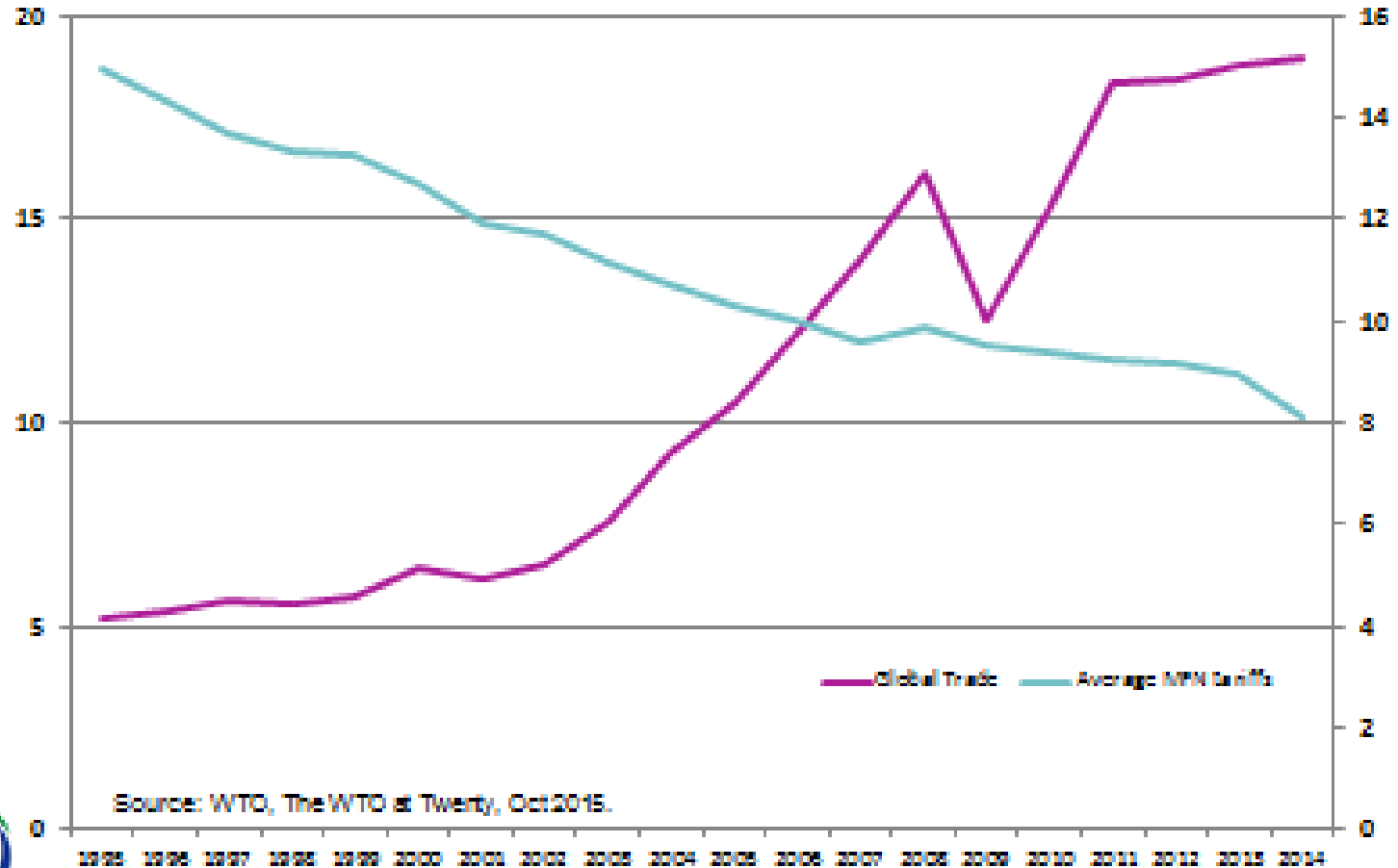
# **TRADE STATISTICS**

# Tariffs and Trade



Value of global trade in  
goods  
(in US\$ billion)

Average MFN tariffs applied  
by WTO members (%)



Source: WTO, The WTO at Twenty, Oct 2015.

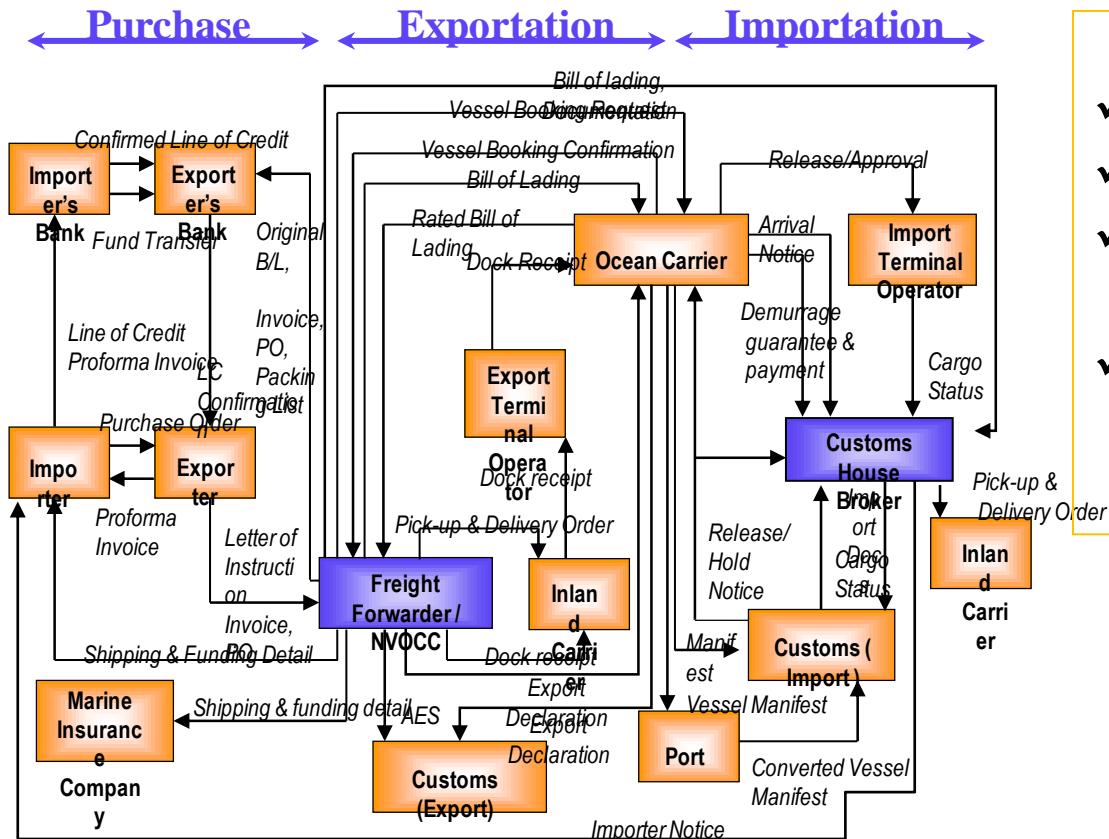


# Problems faced by traders:



- ◆ 9 billion documents are necessary each year to process movement of goods
- ◆ Documentation requirements often lack transparency, are vastly duplicative, and differ widely between countries

# Average Trade Transaction



- ✓ 20-30 different parties;
- ✓ At least 40 documents;
- ✓ 200 data elements (15% repeated at least 30 times);
- ✓ re-keying of 60-70 percent of all data at least once

## Problems faced by traders:

**in some countries time  
lost at borders  
accounts for 20 % of  
overall transport time  
(UNCTAD)**



**1 day clearance  $\approx$  1 % tariff (WBG)**

- ✓ Companies sometimes spend more money complying with customs regulations than the amount earned in revenue by Customs





# Donor Support

WTO: 2013 PRESS RELEASES

PRESS/709

3 December 2013

TECHNICAL ASSISTANCE

**Australia donates AUD 5,400,000 to programmes for developing countries**

WTO: 2014 PRESS RELEASES

PRESS/718

24 February 2014

TECHNICAL ASSISTANCE

**Estonia donates EUR 20,000 to technical assistance for developing countries**

WTO: 2013 PRESS RELEASES

PRESS/715

17 December 2013

TECHNICAL ASSISTANCE

**Denmark pledges CHF 2,950,000 to training programmes for developing countries**

WTO: 2013 PRESS RELEASES

PRESS/707

3 December 2013

TECHNICAL ASSISTANCE

**Sweden launches new trade facilitation training facility in Africa**

WTO: 2014 PRESS RELEASES

PRESS/716

6 February 2014

TECHNICAL ASSISTANCE

**Finland donates €5 million for trade projects in least-developed countries**

## EU stands ready to support developing countries realize the benefits of a WTO Trade Facilitation Agreement

Development Commissioner Andris Piebalgs and Trade Commissioner Karel De Gucht have joined forces to help secure a WTO Trade Facilitation Agreement as part of global efforts to increase trade's contribution to development. The EU's support responds to demands from Least-Developed Countries (LDCs) for help to make the most of the deal, which could be agreed at the WTO's 9th Ministerial Conference in December 2013.

Donor Members agree to facilitate assistance & support for capacity building on mutually agreed terms either bilaterally or through international organizations.

## Trade Facilitation Agreement Facility



Help members to find the support they need to implement the TFA.



42



# Estimated benefits

1% decrease in global trade costs would yield an increased global income of USD 40 billion at a minimum.

OECD Trade Policy Working Paper, No. 118, 2011

**Up to two-thirds of the total gains to be obtained by developing countries.**

OECD TD/TC/WP(2003)31/FINAL

**Reduction of total trade costs of**  
**14.5%** for low income,  
**15%** for lower-middle income, and  
**13.2%** for upper-middle income countries

OECD Trade Policy Working Paper, No. 144, 2013





# SPECIAL AND DIFFERENTIAL TREATMENT

Each developing and least-developed country can say when it will implement each measure

**Category A:** implemented by time Agreement enters into force

**Category B:** Entry into force + (X) time  
(indicative dates of implementation)



**Category C:** need extra time & TACB

The background features several thick, curved, brush-stroke-like lines in shades of red, blue, and green, arranged in a circular pattern around the text.

# **DATA ANALYTICS AND THE TFA MEASURES**



# Data analytics and TFA measu

- Risk management & post-clearance audit
- Authorized operators
- Transit



# NATIONAL COMMITTEE ON TRADE FACILITATION

Each Member shall establish a **national trade facilitation committee** to **facilitate domestic coordination and implementation** of the provisions of the TFA.



The background features several thick, curved, brushstroke-like lines in light red, light blue, and light green, scattered across the white page. The text is centered and reads:

# **SOURCES OF STATISTICS AND TRACKING RATIFICATIONS & NOTIFICATIONS**



# www.TFAFacility.org




ENGLISH | FRANÇAIS | ESPAÑOL

Search...



About the Facility	The Trade Facilitation Agreement	Notification & Ratification	Donors & Organizations	National contact points	TFAF Assistance	Media and Resources
			<b>Trade Facilitation Agreement Facility</b>			
			The Trade Facilitation Agreement Facility (TFAF) is aimed at providing support to developing and LDC Members implementing and benefiting from the Trade Facilitation Agreement. The objective of this Agreement is to boost trade by expediting the movement, release and clearance of goods across borders.			



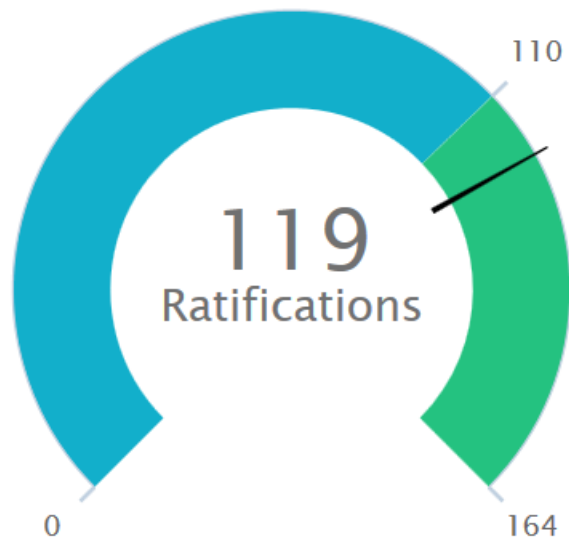
The Trade Facilitation Agreement Database is a tool to search, filter and analyse the notifications and ratifications received under the Trade Facilitation Agreement.

# TFA ratification status

The Trade Facilitation Agreement (TFA) entered into force on 22 February 2017 when the WTO obtained the two-thirds acceptance from its 164 Members.

## RATIFICATIONS RECEIVED

The Agreement entered into force when 110 ratifications were received.



# 119 Instruments of acceptance received

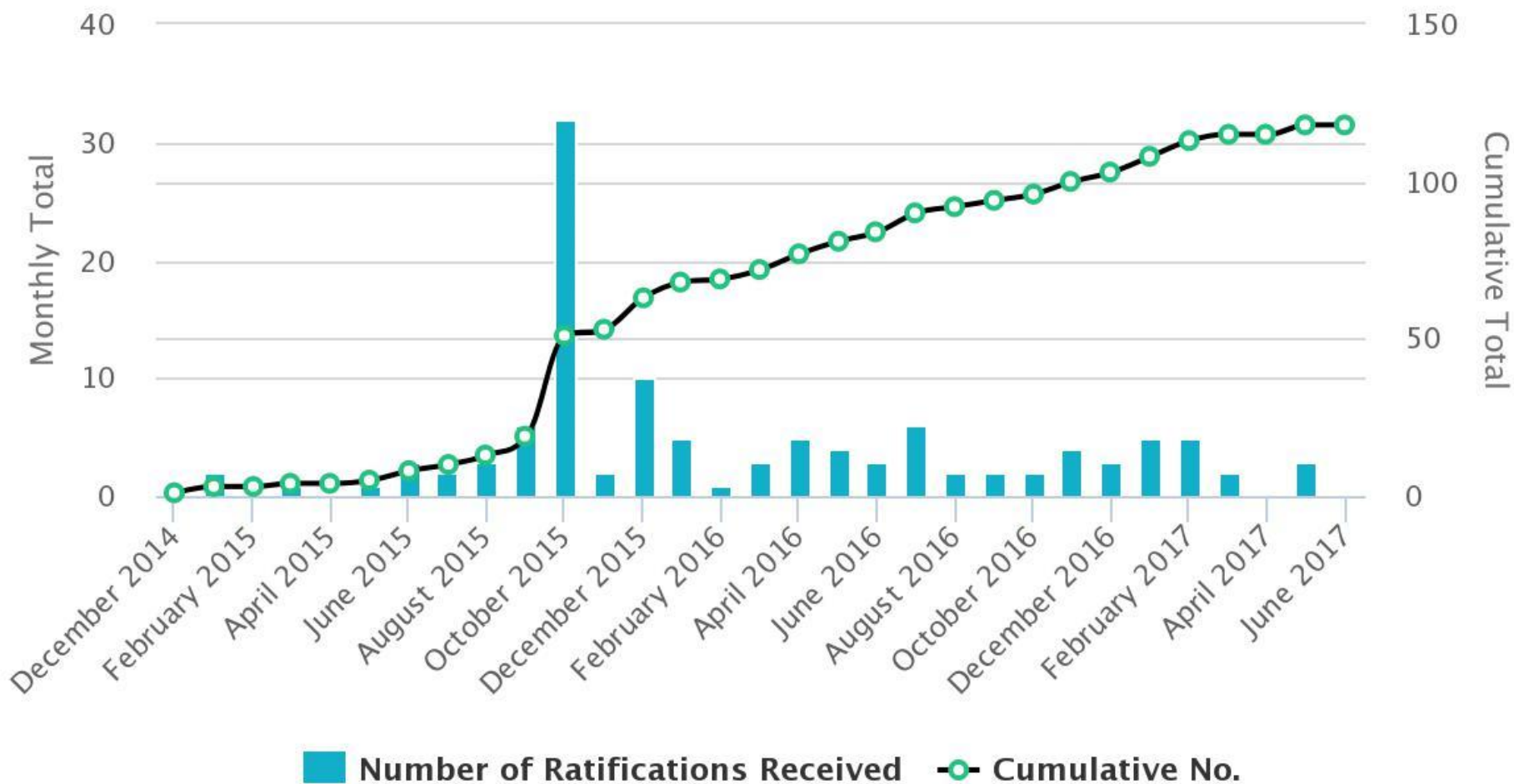




# TFA ratification timeline

## 118 RATIFICATIONS RECEIVED

Timeline of Ratifications received to date (no. of Members having presented an instrument of acceptance)



# ABC notifications

## SECTION II – ABC NOTIFICATIONS

To benefit from special and differential treatment, developing and LDC Members must notify when they will implement each trade facilitation measure using A, B and C categories. A notification template that Members may wish to follow in preparing their category A, B or C notification is available [here](#).

The TFA sets out the following timelines for these notifications:

Type	Developing Members (due by)	Least Developed Countries (due by)	Developed Members ⓘ (due by)
Provide A, B, C designations	22 February 2017	22 February 2018	Not applicable
Provide indicative dates for Cat. B	22 February 2017	22 February 2018	Not applicable
Provide indicative dates for Cat. C	22 February 2017	22 February 2019	Not applicable
Provide definitive dates for Cat. B	22 February 2018	22 February 2021	Not applicable
Provide definitive dates for Cat. C	22 August 2019	22 August 2022	Not applicable
Provide arrangements on TACB for Cat. C	22 February 2018	22 February 2021	22 February 2018 ⓘ
			22 February 2021 ⓘ
Provide progress on TACB for Cat. C	22 August 2019	22 August 2022	22 August 2019 ⓘ
			22 August 2022 ⓘ

<https://www.tfadatabase.org/notification-requirements>



# TFA notification status

Developing and LDC Members must notify when they will implement each trade facilitation measure using A, B and C categories.

How many WTO Members have designated  
Cat. A, B and/or C commitments?

A

96

B

18

C

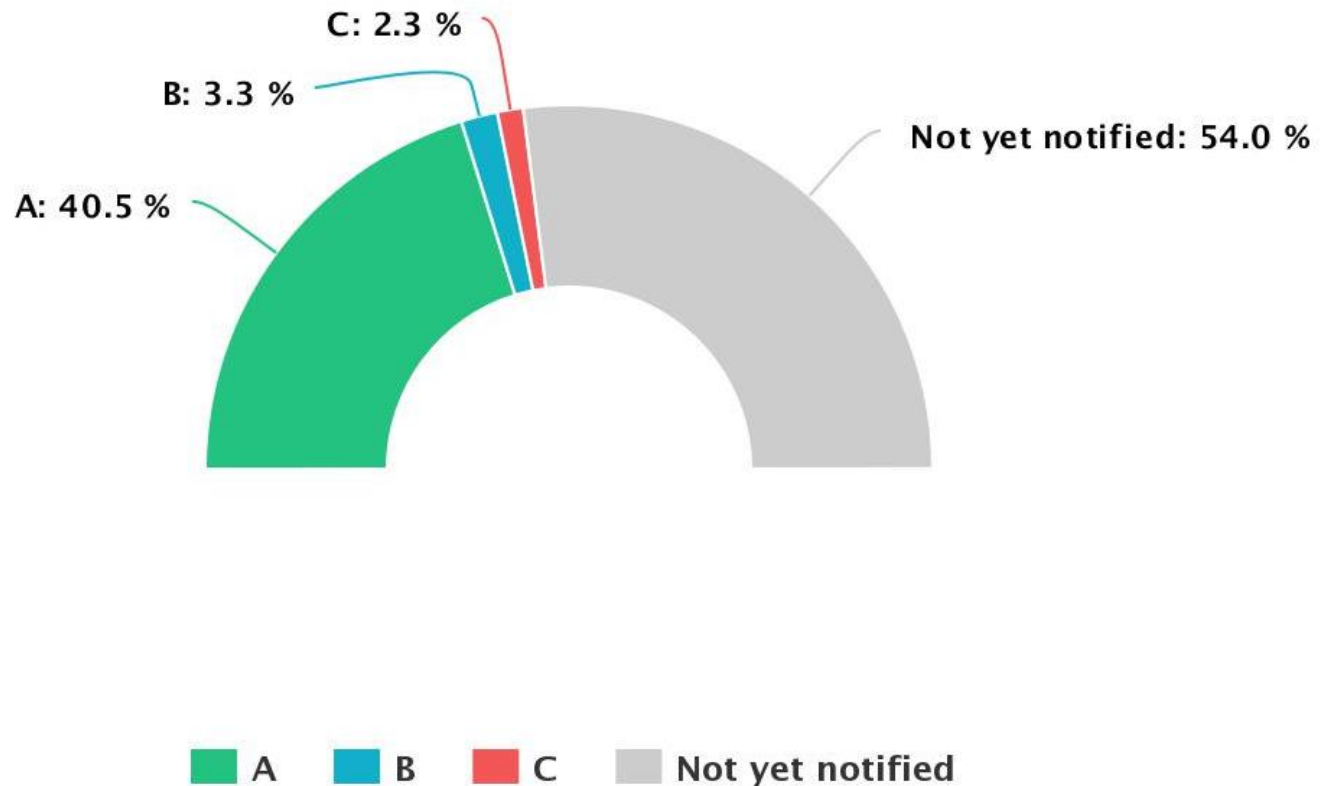
12

# 18 Category B & C to date:

1. Zambia (LDC)
2. Georgia
3. Solomon Islands (LDC)
4. Mauritius
5. Malawi (LDC)
6. Chad (LDC)
7. Fiji
8. India (nothing in C)
9. Albania
10. Argentina (nothing in C)
11. Brazil (nothing in C)
12. Mozambique (LDC)
13. Tonga
14. Uruguay (nothing in C)
15. Thailand (nothing in C)
16. Montenegro
17. China (nothing in C)
18. Nigeria

# Share of Cat. A, B and C

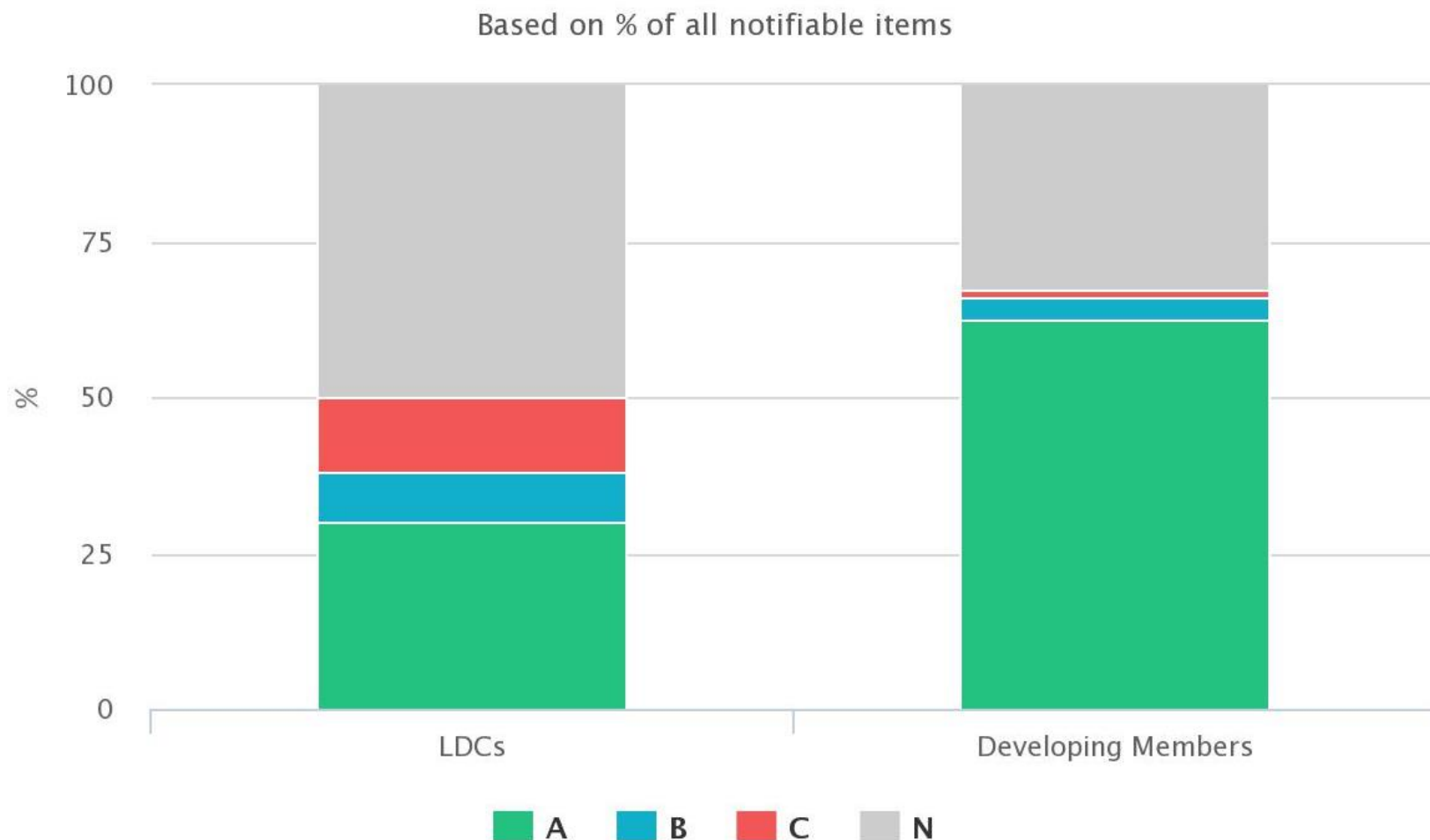
Based on % of all notifiable article items – Global



TFAD (Trade Facilitation Agreement Database) [www.tfadatabase.org](http://www.tfadatabase.org)

<https://www.tfadatabase.org/notifications/by-measure>

# Share of Cat. A, B and C by grouping

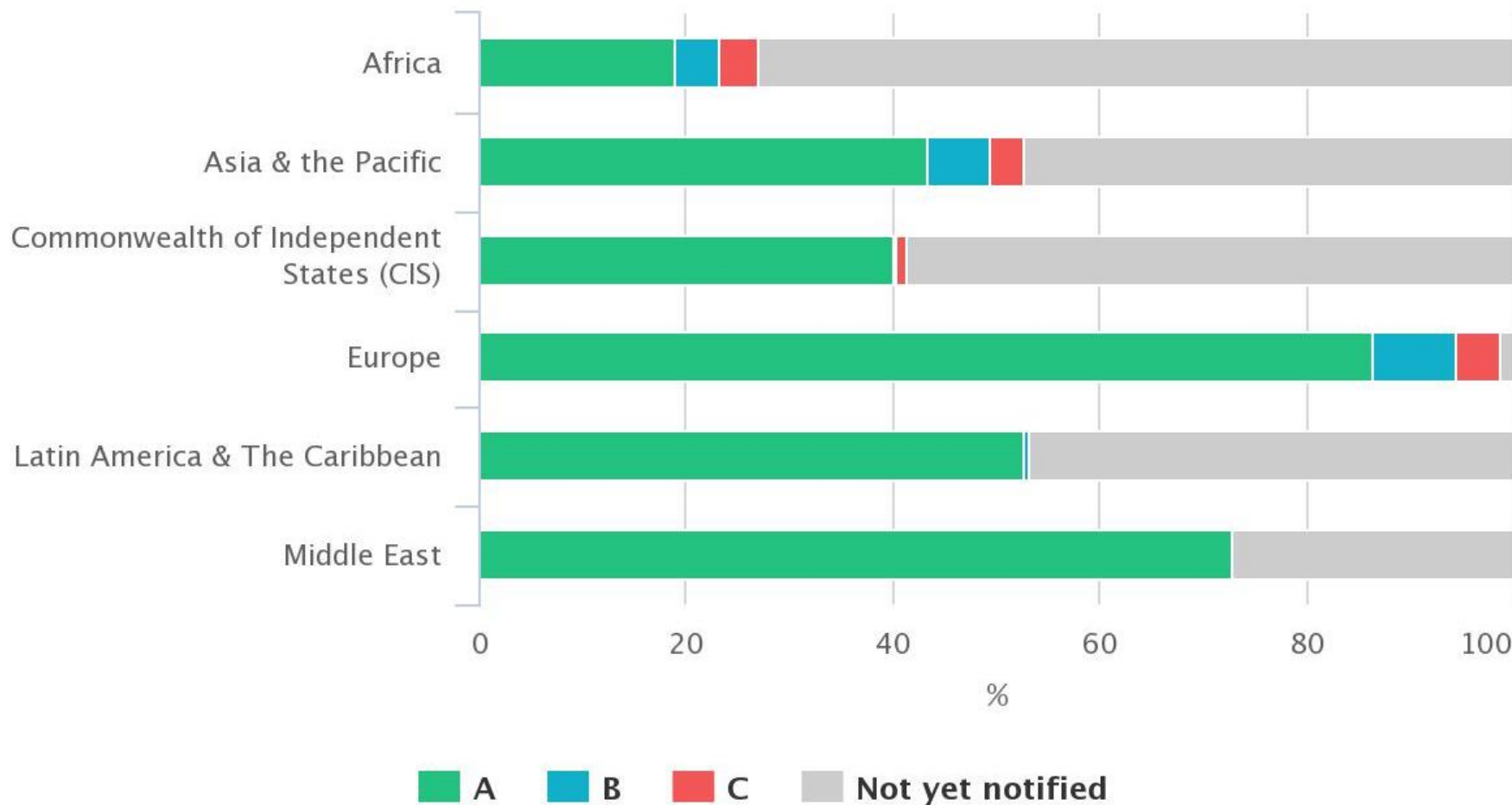


TFAD (Trade Facilitation Agreement Database) [www.tfadatabase.org](http://www.tfadatabase.org)

<https://www.tfadatabase.org/notifications/groupings-by-measure>

# Share of Cat. A, B and C by region

Based on % of all notifiable article items

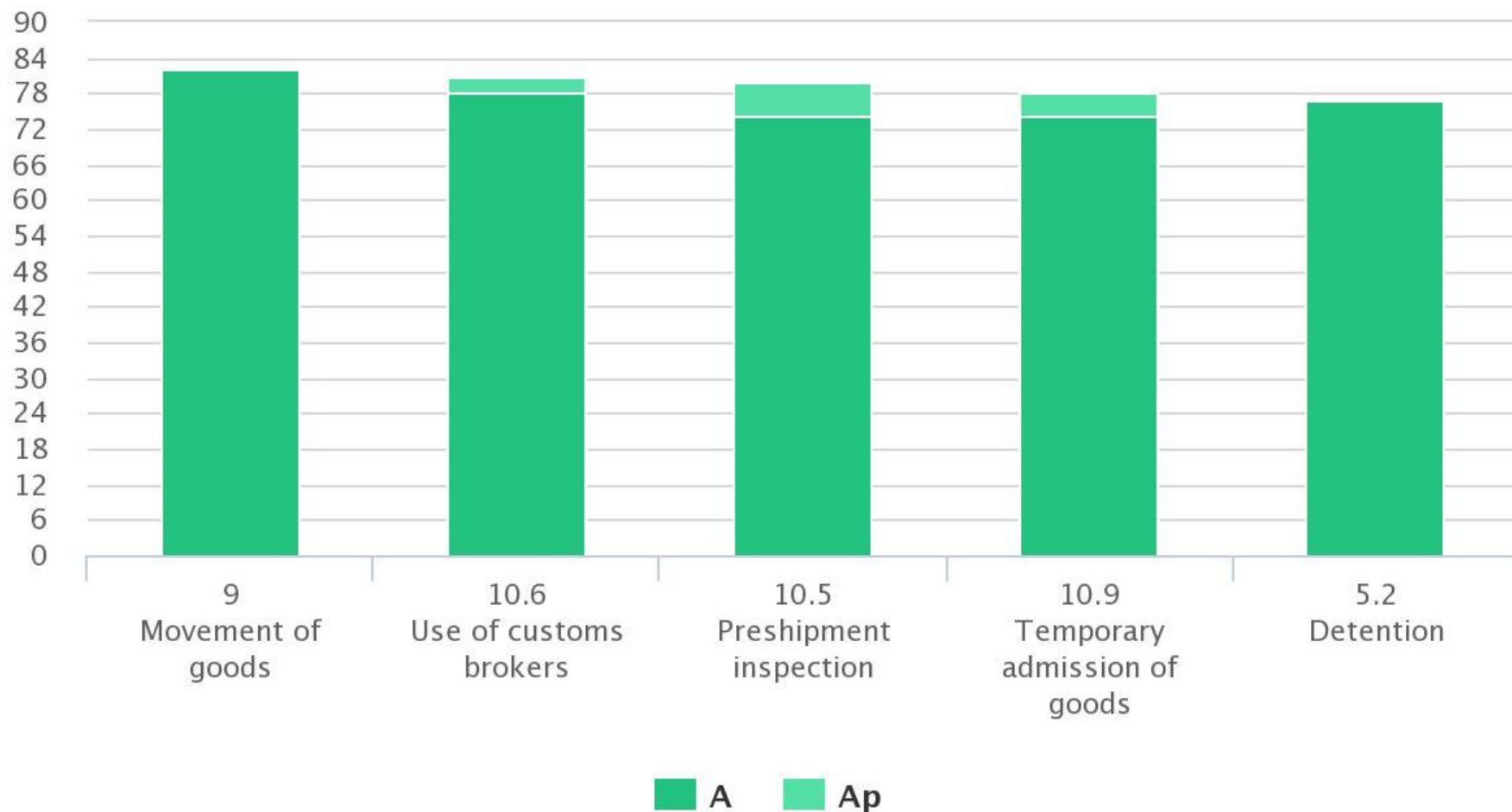


TFAD (Trade Facilitation Agreement Database) [www.tfadatabase.org](http://www.tfadatabase.org)

<https://www.tfadatabase.org/notifications/regional-breakdown>

# Most notified measures in Cat. A

No. of measures fully or partially notified



TFAD (Trade Facilitation Agreement Database) [www.tfadatabase.org](http://www.tfadatabase.org)

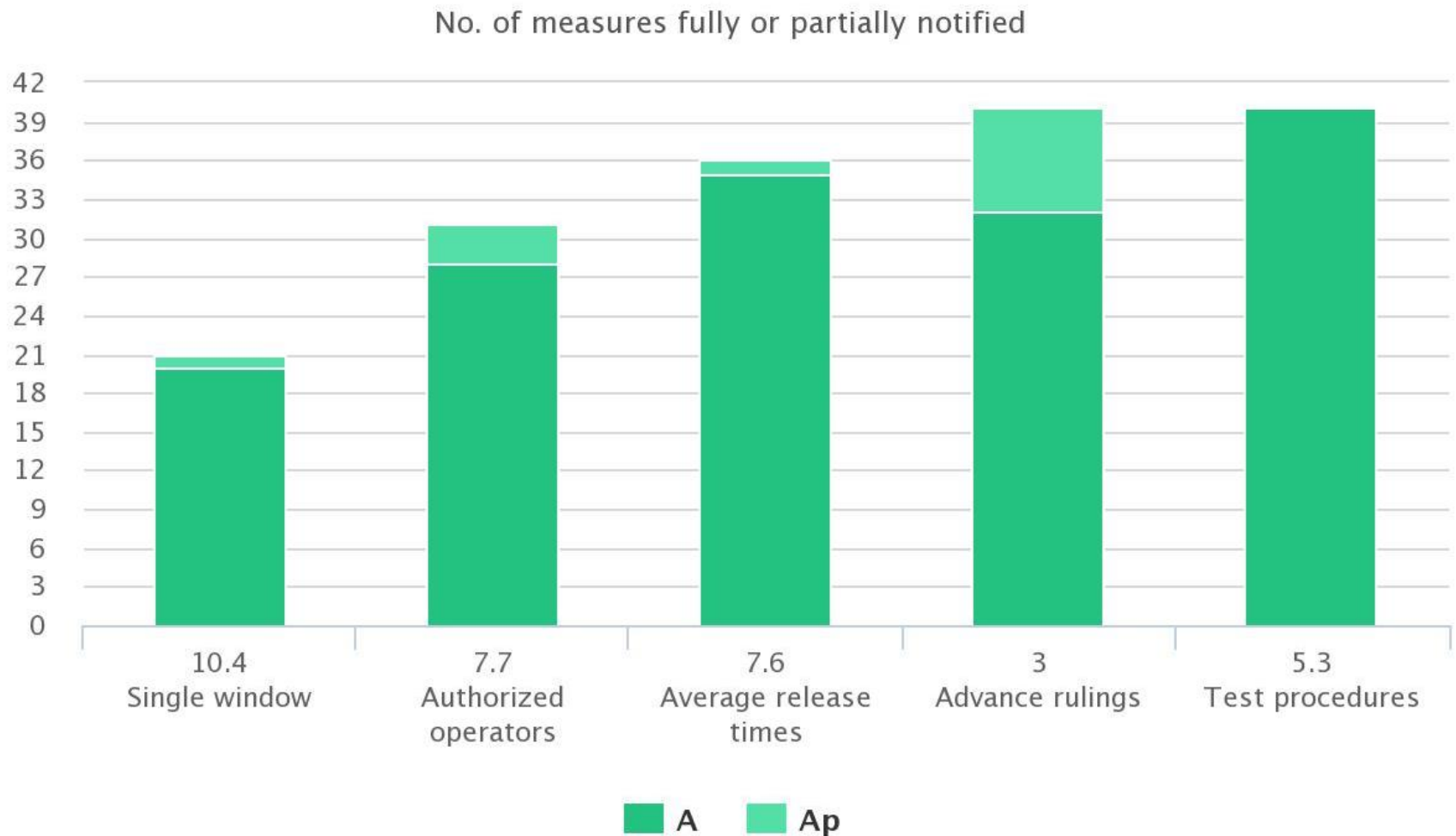
<https://www.tfadatabase.org/notifications/most-notified-and-least-notified>



# Most Notified in Category A

		Global	Caribbean	Latin America
Art. 4	Appeals			X
Art. 5.2	Detention	X	X	
Art. 9	Movement of goods	X		X
Art 10.3	Use International Standards			X
Art. 10.5	Preshipment Inspection	X	X	X
Art. 10.6	Use of Customs Brokers	X	X	X
Art. 10.9	Temporary Admission of Goods	X	X	
Art. 11	Transit		X	

# Least notified measures in Cat. A



TFAD (Trade Facilitation Agreement Database) [www.tfadatabase.org](http://www.tfadatabase.org)

<https://www.tfadatabase.org/notifications/most-notified-and-least-notified>

# Least Notified in Category A

		Global	Caribbean	Latin America
Art. 1.1	Publication		X	
Art. 1.4	Notification		X	
Art. 3	Advance Rulings	X	X	
Art. 5.1	Notifications for Enhanced Controls or Inspections			X
Art. 5.3	Test procedures	X		X
Art. 7.4	Risk Management		X	
Art. 7.6	Average Release times	X		
Art. 7.7	Authorized operators	X	X	X
Art. 8	Border Agency Cooperation			X
Art. 10.4	Single Window	X		X

# Notifications by Member

Member	Notified A	Notified B	Notified C	Not yet notified
Albania	75.8%	20.8%	3.3%	0.0%
Antigua and Barbuda	37.5%	0.0%	0.0%	62.5%
Argentina	94.6%	5.4%	0.0%	0.0%
Bahrain, Kingdom of	60.8%	0.0%	0.0%	39.2%
Barbados	36.7%	0.0%	0.0%	63.3%
Belize	33.3%	0.0%	0.0%	66.7%
Botswana	28.3%	67.1%	4.6%	0.0%
Brazil	95.8%	4.2%	0.0%	0.0%
Brunei Darussalam	86.2%	0.0%	0.0%	13.8%
Burkina Faso	12.1%	0.0%	0.0%	87.9%

<https://www.tfadatabase.org/notifications/list>

# Member profiles - Zambia

Home / Member profiles / Zambia



## BREAKDOWN BY MEASURE

1.1	Publication	B	>
1.2	Information available through internet	C	>
1.3	Enquiry points	C	>
1.4	Notification	C	>
2.1	Comments and information before entry into force	B	>
2.2	Consultations	B	>
3	Advance rulings	B	>
4	Procedures for appeal or review	B	>

## Share of Categories A, B, C

Based on % of all notifiable items



A – 5.4%    B – 29.2%    C – 65.4%  
Not yet notified – 0.0%

<https://www.tfadatabase.org/members>

# Member profiles – Zambia – Art. 11

Implementation Date				
Article	Type	Indicative	Definitive	Additional Information
11				
> 11.1	B	To Be Determined	To Be Determined	
> 11.1 (a)	B	To Be Determined	To Be Determined	
> 11.1 (b)	B	To Be Determined	To Be Determined	
> 11.2	B	To Be Determined	To Be Determined	
> 11.3	B	To Be Determined	To Be Determined	
> 11.4	A		22 February 2018	
> 11.5	A		22 February 2018	
> 11.6	A		22 February 2018	
> 11.6 (a)	A		22 February 2018	
> 11.6 (b)	A		22 February 2018	
> 11.7	C	To Be Determined	To Be Determined	<a href="#">View</a>
> 11.8	C	To Be Determined	To Be Determined	<a href="#">View</a>
> 11.9	C	To Be Determined	To Be Determined	<a href="#">View</a>



# Member profiles – Georgia

Home / Member profiles / Georgia



## BREAKDOWN BY MEASURE

1.1	Publication	A	>
1.2	Information available through internet	A	>
1.3	Enquiry points	A	>
1.4	Notification	A	>
2.1	Comments and information before entry into force	A	>
2.2	Consultations	A	>
3	Advance rulings	A	>

## Share of Categories A, B, C

Based on % of all notifiable items



A – 91.7%   B – 0.8%   C – 7.5%  
Not yet notified – 0.0%

<https://www.tfadatabase.org/members>

# Georgia – Art. 11

## 11 Transit

Article	Type	Implementation Date		Additional Information
		Indicative	Definitive	
11	A		22 February 2017	
> 11.1	A		22 February 2017	
> 11.1 (a)	A		22 February 2017	
> 11.1 (b)	A		22 February 2017	
> 11.2	A		22 February 2017	
> 11.3	A		22 February 2017	
> 11.4	A		22 February 2017	
> 11.5	A		22 February 2017	

<https://www.tfadatabase.org/members>

# Georgia – Art. 7.7

## 7.7 Authorized operators

Article	Type	Implementation Date		Additional Information
		Indicative	Definitive	
7.7	C	31 December 2018	To Be Determined	<a href="#">View</a>
> 7.7.1	C	31 December 2018	To Be Determined	<a href="#">View</a>
> 7.7.2	C	31 December 2018	To Be Determined	<a href="#">View</a>
> 7.7.2 (a)	C	31 December 2018	To Be Determined	<a href="#">View</a>
> 7.7.2 (a) (i)	C	31 December 2018	To Be Determined	<a href="#">View</a>
> 7.7.2 (a) (ii)	C	31 December 2018	To Be Determined	<a href="#">View</a>
> 7.7.2 (a) (iii)	C	31 December 2018	To Be Determined	<a href="#">View</a>

<https://www.tfadatabase.org/members>

# Georgia – Art. 7.7 - TACB

7.6 Average release times				
7.7 Authorized operators				
Article	Type		Additional Information	
7.7	C		<b>Assistance and Support for Capacity Building</b> 1. Structuring and adopting the relevant primary and secondary legislation for establishing the institute of Authorized Economic Operators: <ul style="list-style-type: none"><li>- Granting AEO by issuing of an appropriate (AEOC, AEOS, AEOF) certificate;</li><li>- Criteria for granting AEO status;</li><li>- Benefits for AEOs;</li><li>- Application for AEO status;</li><li>- Monitoring of AEOs.</li></ul>	View
> 7.7.1	C		2. Training of Georgian Custom staff while sharing the practical experience of EU countries. <b>Tags:</b> Legislative and regulatory framework	View
> 7.7.2	C			View
> 7.7.2 (a)	C			View
> 7.7.2 (a) (i)	C	31 December 2018	To Be Determined	View

# Additional notifications

Notification requirements for WTO Members: who needs to notify what, by when and how?

## SECTION I NOTIFICATIONS

In broad terms, the TFA states that WTO Members shall publish information online on import and export procedures while within available resources, establishing contact points to respond to enquiries. There isn't a specific format or timeline to submit these notifications and some of the requirements are mandatory and some non-mandatory. The Secretariat will make this information available on each [Member profile](#) of this website.

Type	Developing Members	Least Developed Countries	Developed Members
Art. 1.4	Mandatory	Mandatory	Mandatory
Art. 7.6.2	Non-mandatory	Non-mandatory	Non-mandatory
Art. 7.7.6	Non-mandatory	Non-mandatory	Non-mandatory
Art. 10.1.2	Non-mandatory	Non-mandatory	Non-mandatory
Art. 10.1.3	Non-mandatory	Non-mandatory	Non-mandatory
Art. 10.4.3	Mandatory	Mandatory	Mandatory
Art. 10.6.2	Mandatory	Mandatory	Mandatory
Art. 12.1.2	Non-mandatory	Non-mandatory	Non-mandatory
Art. 12.2	Mandatory	Mandatory	Mandatory





**MERCI!**

# Category ABC Notifications

 <b>WORLD TRADE ORGANIZATION</b>	WT/PCTF/N/
	2016
(00-0000)	Page: 1/1
Preparatory Committee on Trade Facilitation	Original: English

## NOTIFICATION OF CATEGORY [A,] B AND C COMMITMENTS UNDER THE AGREEMENT ON TRADE FACILITATION

COMMUNICATION FROM [MEMBER]

→ The following communication, dated [date submitted 2016], is being circulated on behalf of [WTO Member] for Members' information.

The Government of [Member] hereby makes the following notifications in accordance with Articles 15 and 16 of the Trade Facilitation Agreement (WT/L/931):

Provision	Heading/Description	Category	Indicative date for implementation (for categories B and C)	Definitive date for implementation (for categories B and C)	Assistance and Support for Capacity Building Required for Implementation (for category C)
Article 1.1	Publication	B	January 1, 2018	To be determined	
Article 1.2	Information Available through Internet	C	July 1, 2020	To be determined	1. → Develop and implement policy guidelines on publication of trade-related information. 2. → Ensure timely review and update of trade-related information on internet by the relevant agencies. 3. → Ministry of Trade to set up a dedicated website for trade-related information. 4. → Provide capacity building in institutions.



# Monitoring Implementation

- WTO
  - ☐ Trade Facilitation Committee
  - ☐ Trade Policy Review (TPR)
  - ☐ Members' notifications
- World Bank
  - ☐ Doing business
  - ☐ Logistic Performance Index (LPI)
- Global Express Association
  - ☐ Customs Capabilities Database
- OECD
  - ☐ Indicators



# Estimated benefits

1% decrease in global trade costs would yield an increased global income of USD 40 billion at a minimum.

OECD Trade Policy Working Paper, No. 118, 2011

**Up to two-thirds of the total gains to be obtained by developing countries.**

OECD TD/TC/WP(2003)31/FINAL

**Reduction of total trade costs of**  
**14.5%** for low income,  
**15%** for lower-middle income, and  
**13.2%** for upper-middle income countries

OECD Trade Policy Working Paper, No. 144, 2013

