

2017 AGC Chapter Demographic Survey

Q1 Chapter Name:

Answered: 78 Skipped: 0

2017 AGC Chapter Demographic Survey

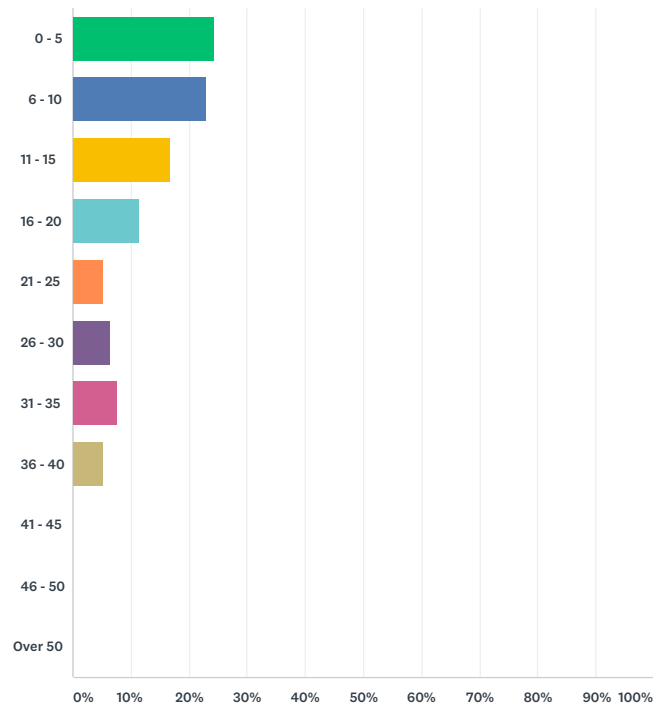
Q2 Chapter Executive Name:

Answered: 78 Skipped: 0

2017 AGC Chapter Demographic Survey

Q3 Years with Chapter:

Answered: 78 Skipped: 0

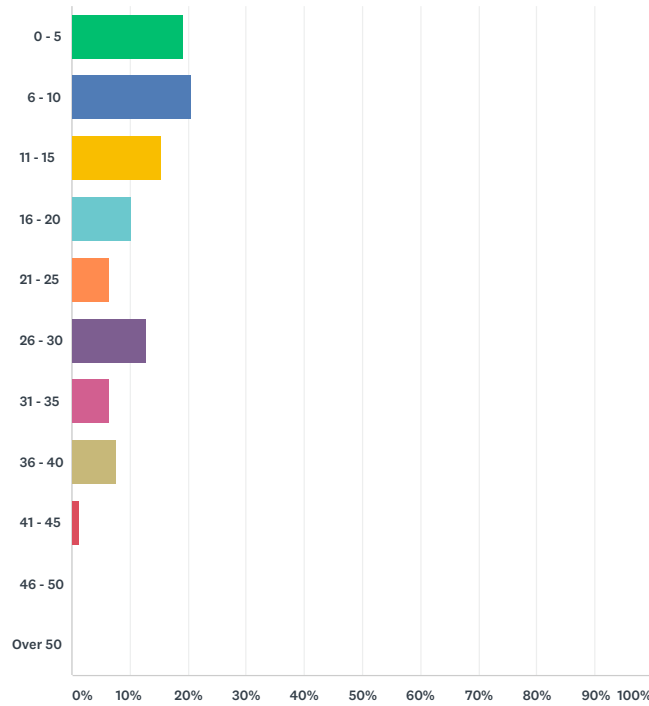


ANSWER CHOICES	RESPONSES	
0 - 5	24.36%	19
6 - 10	23.08%	18
11 - 15	16.67%	13
16 - 20	11.54%	9
21 - 25	5.13%	4
26 - 30	6.41%	5
31 - 35	7.69%	6
36 - 40	5.13%	4
41 - 45	0.00%	0
46 - 50	0.00%	0
Over 50	0.00%	0
TOTAL		78

2017 AGC Chapter Demographic Survey

Q4 Years in Association Management:

Answered: 78 Skipped: 0



ANSWER CHOICES	RESPONSES	
0 - 5	19.23%	15
6 - 10	20.51%	16
11 - 15	15.38%	12
16 - 20	10.26%	8
21 - 25	6.41%	5
26 - 30	12.82%	10
31 - 35	6.41%	5
36 - 40	7.69%	6
41 - 45	1.28%	1
46 - 50	0.00%	0
Over 50	0.00%	0
TOTAL		78

2017 AGC Chapter Demographic Survey

Q5 2017 Chapter President/Chair:

Answered: 78 Skipped: 0

2017 AGC Chapter Demographic Survey

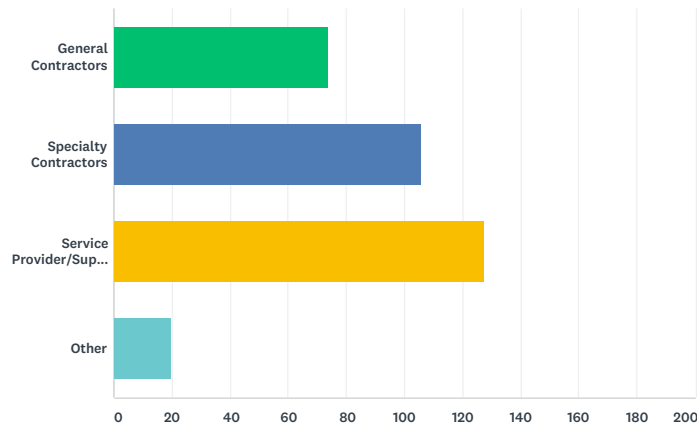
Q6 2017 Chapter Vice President/Vice Chair:

Answered: 78 Skipped: 0

2017 AGC Chapter Demographic Survey

Q7 Please enter your actual membership counts (not percentages) for the following member types.

Answered: 78 Skipped: 0

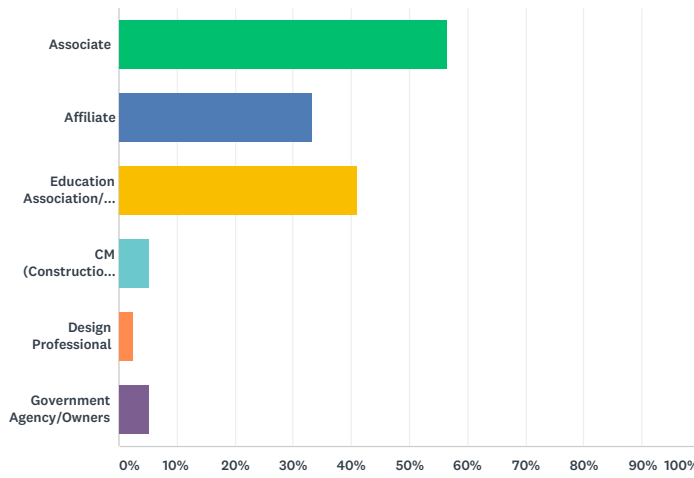


ANSWER CHOICES	AVERAGE NUMBER	TOTAL NUMBER	RESPONSES
General Contractors	74	5,753	78
Specialty Contractors	106	8,137	77
Service Provider/Suppliers	128	9,690	76
Other	20	651	33
Total Respondents: 78			

2017 AGC Chapter Demographic Survey

Q8 Other Member Categories (select all that apply):

Answered: 39 Skipped: 39

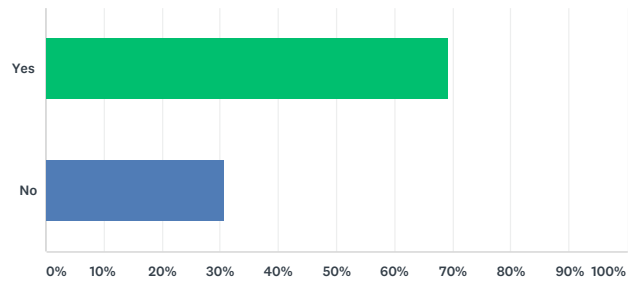


ANSWER CHOICES	RESPONSES	
Associate	56.41%	22
Affiliate	33.33%	13
Education Association/Organization (academic, universities)	41.03%	16
CM (Construction Manager)	5.13%	2
Design Professional	2.56%	1
Government Agency/Owners	5.13%	2
Total Respondents: 39		

2017 AGC Chapter Demographic Survey

Q9 Do you have a separate category for specialty contractors?

Answered: 78 Skipped: 0

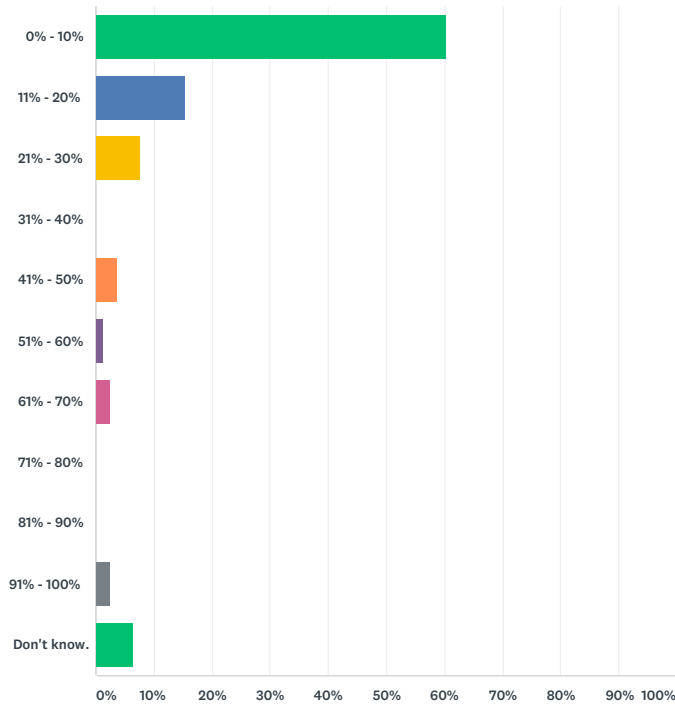


ANSWER CHOICES	RESPONSES	
Yes	69.23%	54
No	30.77%	24
TOTAL		78

2017 AGC Chapter Demographic Survey

Q10 What percentage of your members do direct federal work (e.g. GSA, Corps, etc.)?

Answered: 78 Skipped: 0

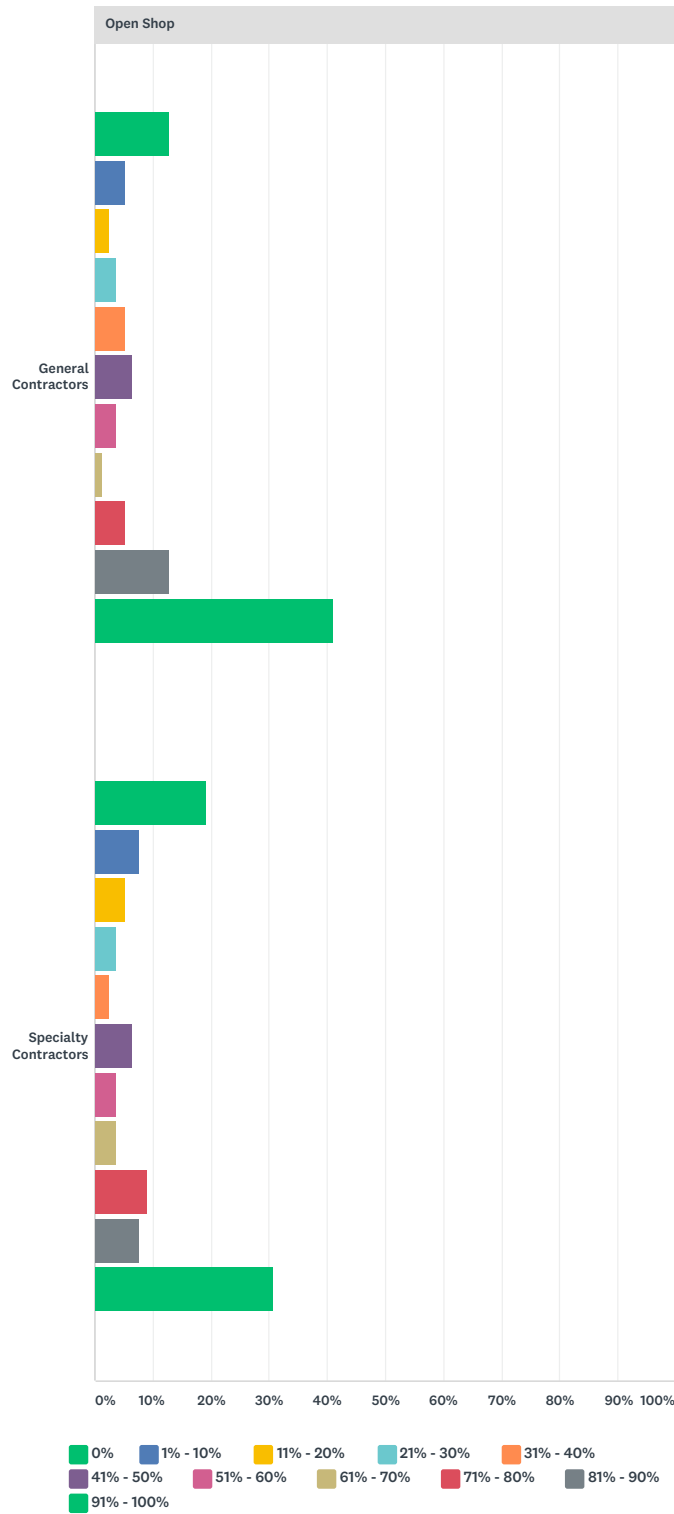


ANSWER CHOICES	RESPONSES	
0% - 10%	60.26%	47
11% - 20%	15.38%	12
21% - 30%	7.69%	6
31% - 40%	0.00%	0
41% - 50%	3.85%	3
51% - 60%	1.28%	1
61% - 70%	2.56%	2
71% - 80%	0.00%	0
81% - 90%	0.00%	0
91% - 100%	2.56%	2
Don't know.	6.41%	5
TOTAL		78

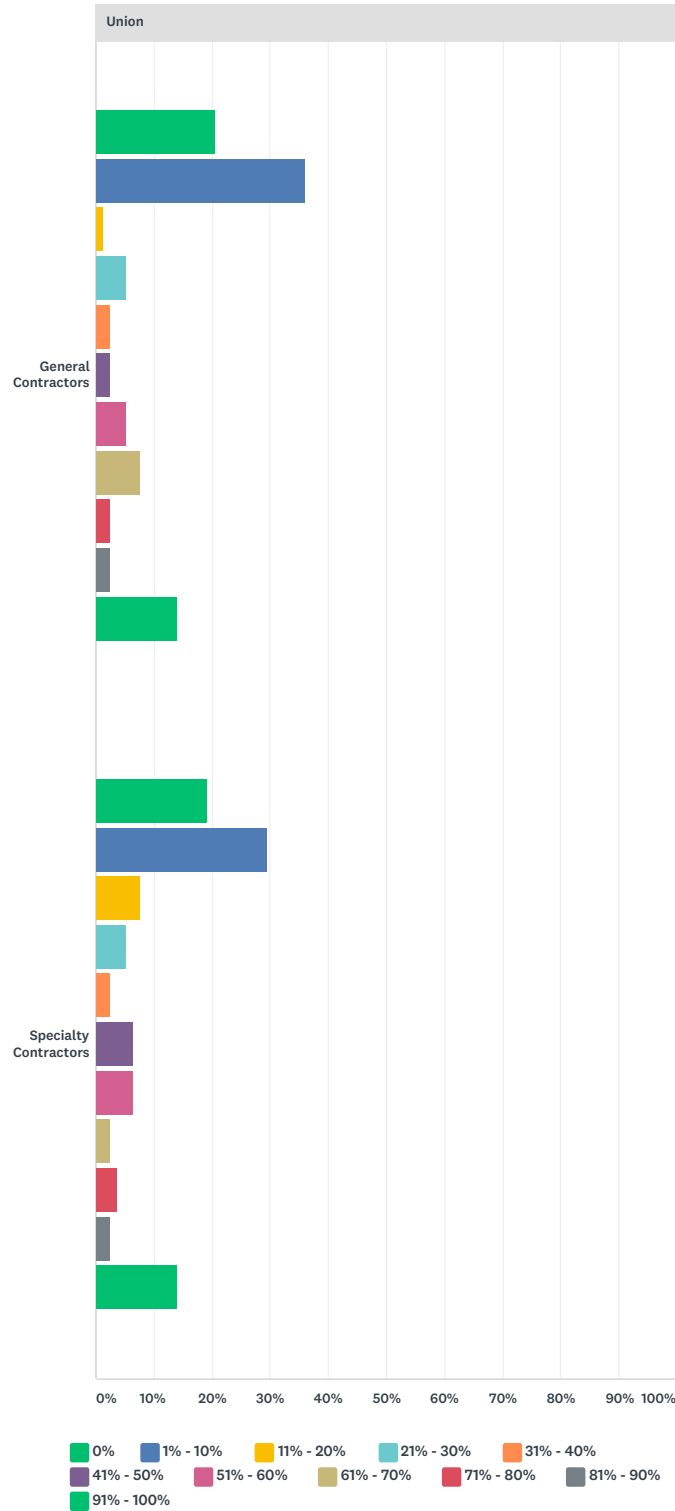
2017 AGC Chapter Demographic Survey

Q11 Please approximate the percentage of your members identifying as union and open shop contractors:

Answered: 78 Skipped: 0



2017 AGC Chapter Demographic Survey



Open Shop												
	0%	1% - 10%	11% - 20%	21% - 30%	31% - 40%	41% - 50%	51% - 60%	61% - 70%	71% - 80%	81% - 90%	91% - 100%	TOTAL
General Contractors	12.82% 10	5.13% 4	2.56% 2	3.85% 3	5.13% 4	6.41% 5	3.85% 3	1.28% 1	5.13% 4	12.82% 10	41.03% 32	78
Specialty Contractors	19.23% 15	7.69% 6	5.13% 4	3.85% 3	2.56% 2	6.41% 5	3.85% 3	3.85% 3	8.97% 7	7.69% 6	30.77% 24	78
Union												
	0%	1% - 10%	11% - 20%	21% - 30%	31% - 40%	41% - 50%	51% - 60%	61% - 70%	71% - 80%	81% - 90%	91% - 100%	TOTAL
General Contractors	20.51% 16	35.90% 28	1.28% 1	5.13% 4	2.56% 2	2.56% 2	5.13% 4	7.69% 6	2.56% 2	2.56% 2	14.10% 11	78

2017 AGC Chapter Demographic Survey

Specialty	19.23%	29.49%	7.69%	5.13%	2.56%	6.41%	6.41%	2.56%	3.85%	2.56%	14.10%	
Contractors	15	23	6	4	2	5	5	2	3	2	11	78

2017 AGC Chapter Demographic Survey

Q12 Your chapter's budget, exclusive of the National Charter Fee:

Answered: 76 Skipped: 2

2017 AGC Chapter Demographic Survey

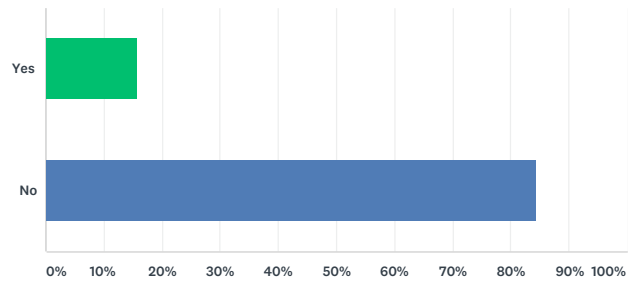
Q13 Your chapter's total revenue from membership dues and fees,
including national dues collected:

Answered: 76 Skipped: 2

2017 AGC Chapter Demographic Survey

Q14 Is your chapter currently operating under a deficit?

Answered: 76 Skipped: 2



ANSWER CHOICES	RESPONSES	
Yes	15.79%	12
No	84.21%	64
TOTAL		76

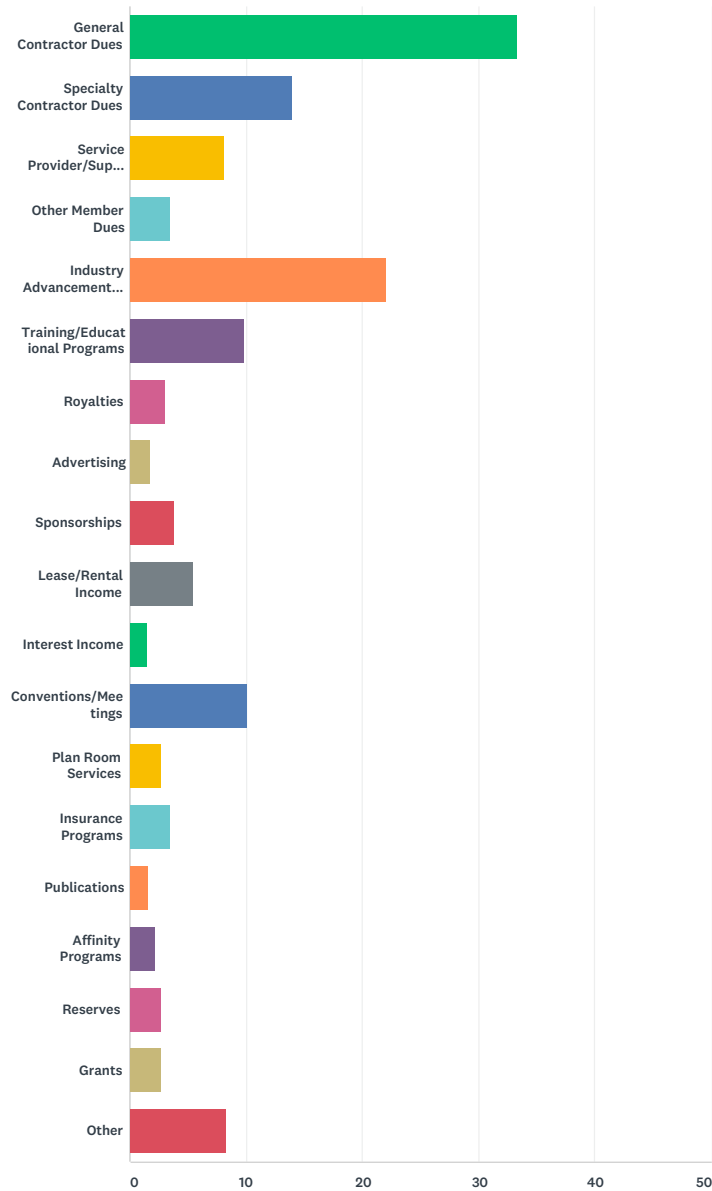
Q15 By what percentage?

Answered: 13 Skipped: 65

2017 AGC Chapter Demographic Survey

Q16 The percentage of your chapter's budget attributable to the following sources (total must add up to 100):

Answered: 74 Skipped: 4



ANSWER CHOICES	AVERAGE NUMBER	TOTAL NUMBER	RESPONSES
General Contractor Dues	33	2,473	74
Specialty Contractor Dues	14	894	64
Service Provider/Supplier Dues	8	552	68
Other Member Dues	4	98	28
Industry Advancement Funds	22	818	37
Training/Educational Programs	10	628	64
Royalties	3	99	33
Advertising	2	62	34
Sponsorships	4	180	46
Lease/Rental Income	5	214	39
Interest Income	1	63	43
Conventions/Meetings	10	530	52
Plan Room Services	3	77	28


2017 AGC Chapter Demographic Survey

Insurance Programs	3	108	31
Publications	2	43	28
Affinity Programs	2	92	41
Reserves	3	55	20
Grants	3	57	21
Other	8	357	43
Total Respondents: 74			

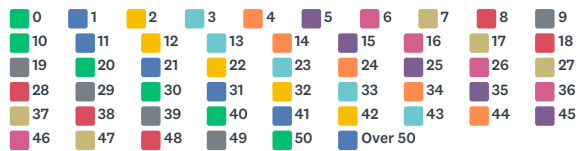
2017 AGC Chapter Demographic Survey

Q17 How many chapter staff does your chapter have (including the chapter exec)?

Answered: 74 Skipped: 4



2017 AGC Chapter Demographic Survey



(no label)	0	1	2	3	4	5	6	7	8	9	10	11	12	13	14	15	1
Full-Time Chapter Staff	0.00%	6.76%	9.46%	12.16%	13.51%	10.81%	6.76%	6.76%	8.11%	4.05%	1.35%	2.70%	4.05%	1.35%	0.00%	1.35%	0
	0	5	7	9	10	8	5	5	6	3	1	2	3	1	0	1	0

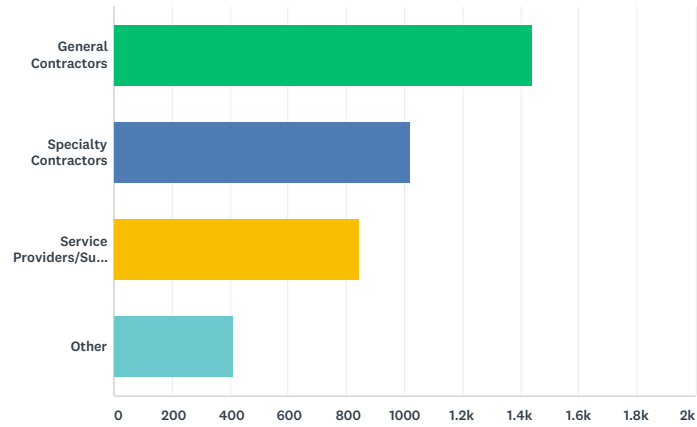
2017 AGC Chapter Demographic Survey

Part-Time	41.38%	36.21%	15.52%	3.45%	1.72%	0.00%	1.72%	0.00%	0.00%	0.00%	0.00%	0.00%	0.00%	0.00%	0.00%	0.00%	0
Chapter	24	21	9	2	1	0	1	0	0	0	0	0	0	0	0	0	0
Staff																	

2017 AGC Chapter Demographic Survey

Q18 What are your MINIMUM dues amounts for the following member types?

Answered: 74 Skipped: 4

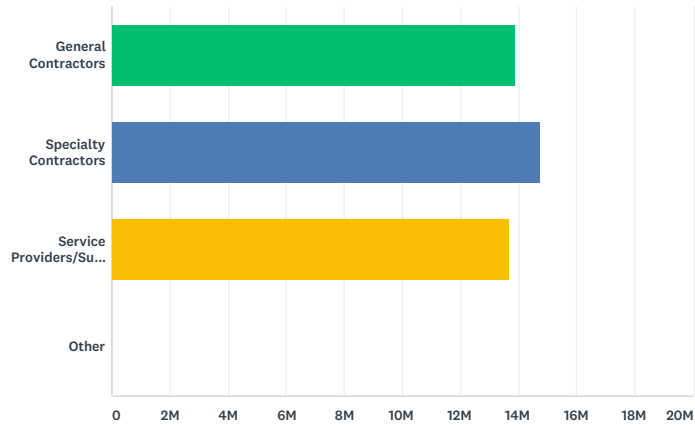


ANSWER CHOICES	AVERAGE NUMBER	TOTAL NUMBER	RESPONSES
General Contractors	1,441	106,651	74
Specialty Contractors	1,019	68,304	67
Service Providers/Suppliers	847	61,843	73
Other	410	6,975	17
Total Respondents: 74			

2017 AGC Chapter Demographic Survey

Q19 What are your MAXIMUM dues amounts for the following member types?

Answered: 74 Skipped: 4

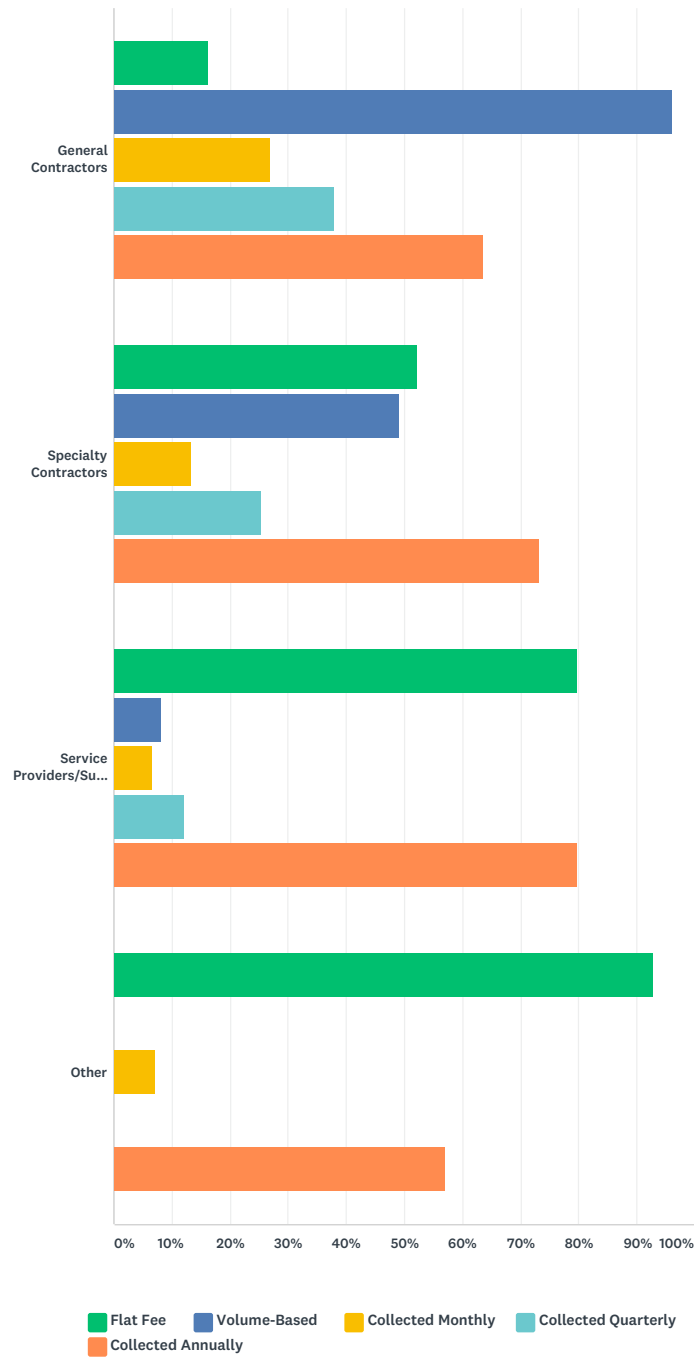


ANSWER CHOICES	AVERAGE NUMBER	TOTAL NUMBER	RESPONSES
General Contractors	13,905,432	1,001,191,112	72
Specialty Contractors	14,710,538	1,000,316,566	68
Service Providers/Suppliers	13,699,556	1,000,067,592	73
Other	494	8,900	18
Total Respondents: 74			

2017 AGC Chapter Demographic Survey

Q20 How are your dues collected? Please check all that apply.

Answered: 74 Skipped: 4

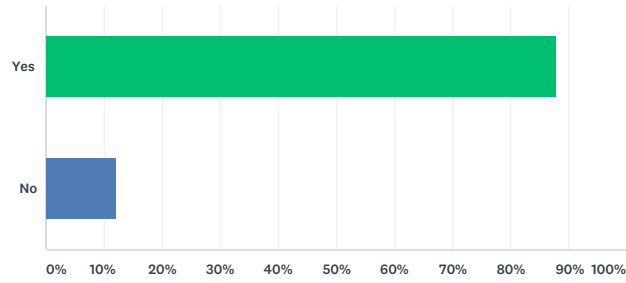


	FLAT FEE	VOLUME-BASED	COLLECTED MONTHLY	COLLECTED QUARTERLY	COLLECTED ANNUALLY	TOTAL RESPONDENTS
General Contractors	16.22% 12	95.95% 71	27.03% 20	37.84% 28	63.51% 47	74
Specialty Contractors	52.24% 35	49.25% 33	13.43% 9	25.37% 17	73.13% 49	67
Service Providers/Suppliers	79.73% 59	8.11% 6	6.76% 5	12.16% 9	79.73% 59	74
Other	92.86% 13	0.00% 0	7.14% 1	0.00% 0	57.14% 8	14

2017 AGC Chapter Demographic Survey

Q21 Do you allow dues payment by credit card?

Answered: 74 Skipped: 4

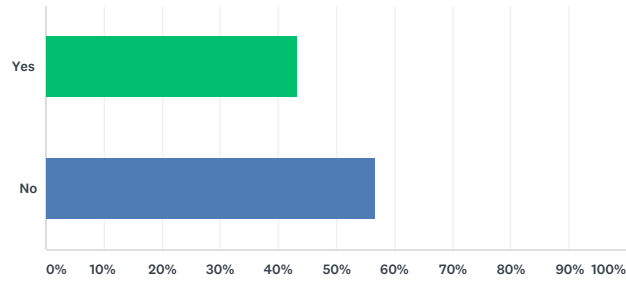


ANSWER CHOICES	RESPONSES	
Yes	87.84%	65
No	12.16%	9
TOTAL		74

2017 AGC Chapter Demographic Survey

Q22 Do you allow dues payment by ACH?

Answered: 74 Skipped: 4



ANSWER CHOICES	RESPONSES	
Yes	43.24%	32
No	56.76%	42
TOTAL		74

2017 AGC Chapter Demographic Survey

Q23 What are the most valuable products, programs and services your members cite when deciding to renew their memberships?

Answered: 74 Skipped: 4

2017 AGC Chapter Demographic Survey

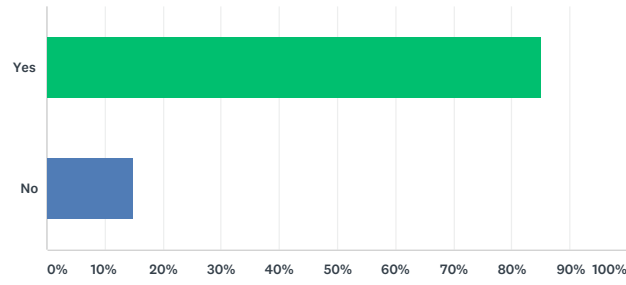
Q24 What are your chapter's most profitable products, programs and services that you offer members?

Answered: 74 Skipped: 4

2017 AGC Chapter Demographic Survey

Q25 Does your chapter have a state-level political action committee (PAC)?

Answered: 74 Skipped: 4

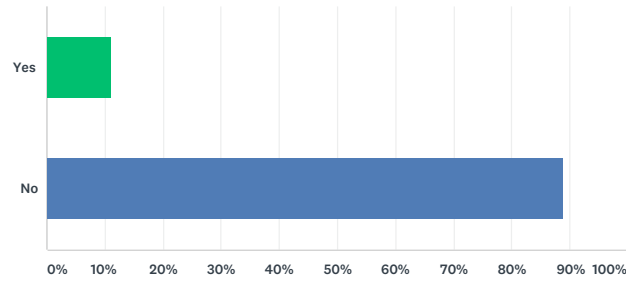


ANSWER CHOICES	RESPONSES	
Yes	85.14%	63
No	14.86%	11
TOTAL		74

2017 AGC Chapter Demographic Survey

Q26 Does your chapter have a federal-level political action committee (PAC)?

Answered: 63 Skipped: 15

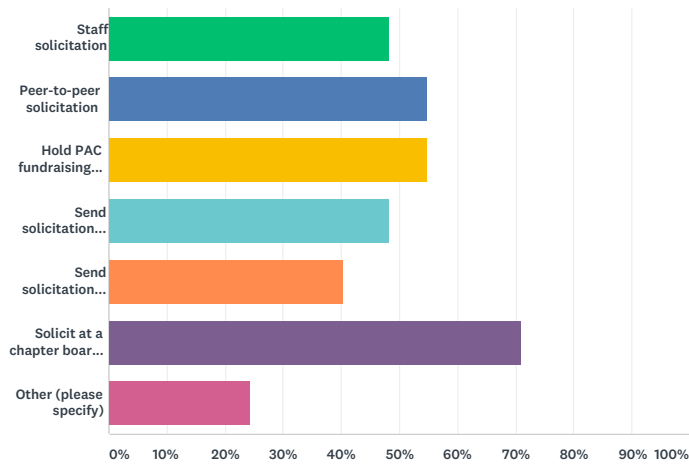


ANSWER CHOICES	RESPONSES	
Yes	11.11%	7
No	88.89%	56
TOTAL		63

2017 AGC Chapter Demographic Survey

Q27 How do you raise funds for your PAC?

Answered: 62 Skipped: 16

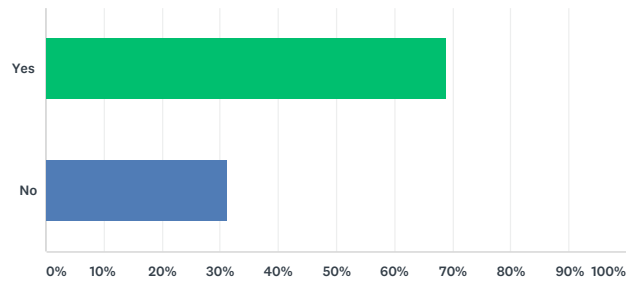


ANSWER CHOICES	RESPONSES	
Staff solicitation	48.39%	30
Peer-to-peer solicitation	54.84%	34
Hold PAC fundraising events	54.84%	34
Send solicitation letters	48.39%	30
Send solicitation emails	40.32%	25
Solicit at a chapter board meeting, conference, or event	70.97%	44
Other (please specify)	24.19%	15
Total Respondents: 62		

2017 AGC Chapter Demographic Survey

Q28 Does your chapter utilize an online advocacy tool?

Answered: 74 Skipped: 4

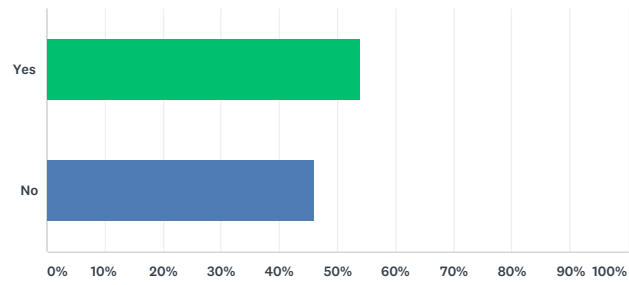


ANSWER CHOICES	RESPONSES	
Yes	68.92%	51
No	31.08%	23
TOTAL		74

2017 AGC Chapter Demographic Survey

Q29 Does your chapter conduct collective bargaining negotiations on behalf of contractors?

Answered: 74 Skipped: 4

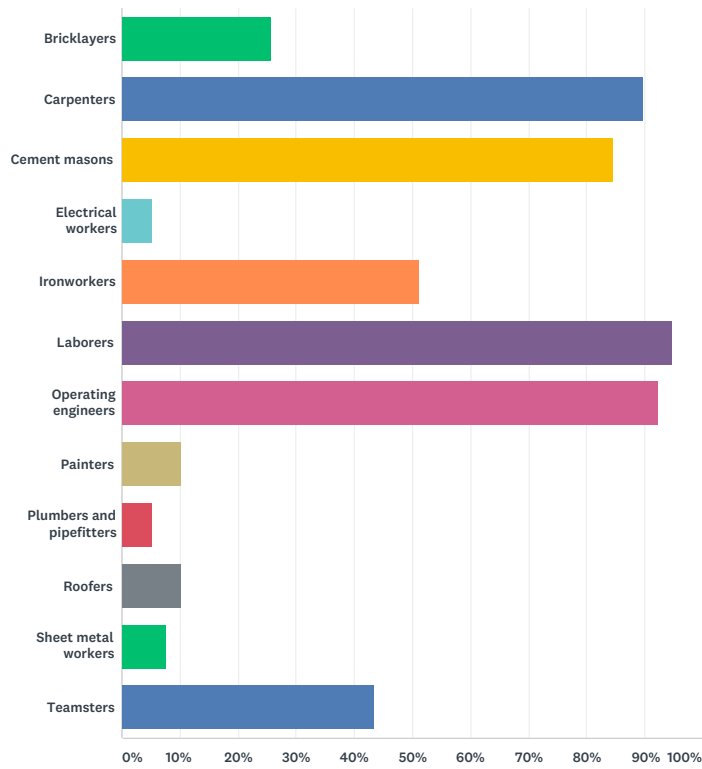


ANSWER CHOICES	RESPONSES	
Yes	54.05%	40
No	45.95%	34
TOTAL		74

2017 AGC Chapter Demographic Survey

Q30 Which unions do you negotiate with?

Answered: 39 Skipped: 39

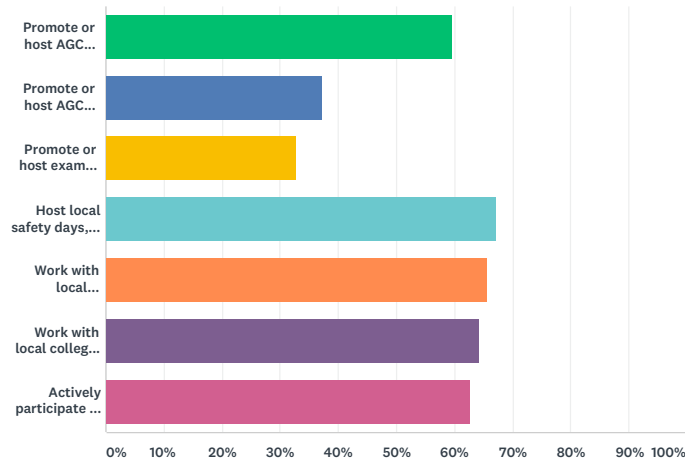


ANSWER CHOICES	RESPONSES	
Bricklayers	25.64%	10
Carpenters	89.74%	35
Cement masons	84.62%	33
Electrical workers	5.13%	2
Ironworkers	51.28%	20
Laborers	94.87%	37
Operating engineers	92.31%	36
Painters	10.26%	4
Plumbers and pipefitters	5.13%	2
Roofers	10.26%	4
Sheet metal workers	7.69%	3
Teamsters	43.59%	17
Total Respondents: 39		

2017 AGC Chapter Demographic Survey

Q31 Please select all that apply in regards to your chapter's safety program offerings:

Answered: 67 Skipped: 11

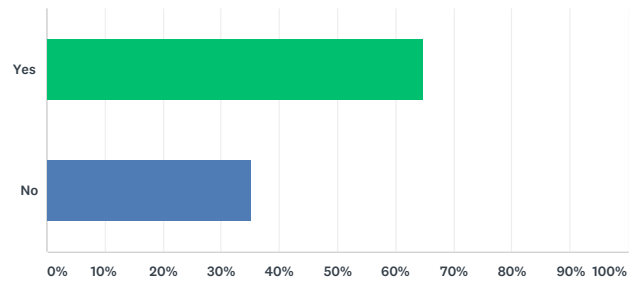


ANSWER CHOICES	RESPONSES
Promote or host AGC classes such as the Safety Management Training Course	59.70% 40
Promote or host AGC Advanced Safety Management Training Course	37.31% 25
Promote or host exam preparation classes for Construction Health & Safety Technician, Certified Safety Professional, Associate Safety Professional, or Safety Trained Supervisor	32.84% 22
Host local safety days, conferences or other training events for the community	67.16% 45
Work with local vocational/technical high schools to ensure safety is part of the curricula (OSHA 10 hour, etc)	65.67% 44
Work with local colleges or universities to ensure safety is part of the curricula (OSHA 10 hour, etc.)	64.18% 43
Actively participate in other organizations to promote safety education and awareness (American Society of Safety Engineers, BuildSafe, etc.)	62.69% 42
Total Respondents: 67	

2017 AGC Chapter Demographic Survey

Q32 Does your chapter work with or provide training services for local vocational schools, colleges or high-schools?

Answered: 74 Skipped: 4

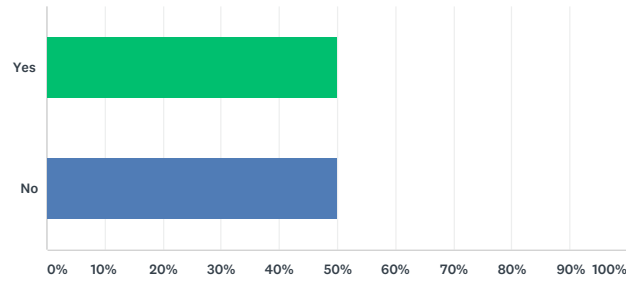


ANSWER CHOICES	RESPONSES	
Yes	64.86%	48
No	35.14%	26
TOTAL		74

2017 AGC Chapter Demographic Survey

Q33 Does your chapter have a formal program for safety training of superintendents or project managers?

Answered: 74 Skipped: 4

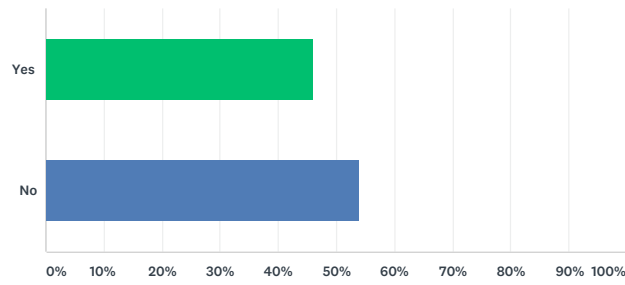


ANSWER CHOICES	RESPONSES	
Yes	50.00%	37
No	50.00%	37
TOTAL		74

2017 AGC Chapter Demographic Survey

Q34 Does your chapter have a formal program for safety training of hourly craft professionals?

Answered: 74 Skipped: 4

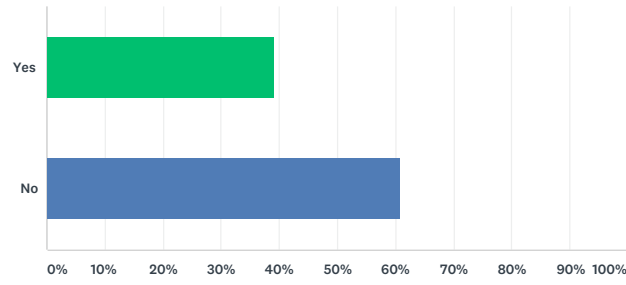


ANSWER CHOICES	RESPONSES	
Yes	45.95%	34
No	54.05%	40
TOTAL		74

2017 AGC Chapter Demographic Survey

Q35 Does your chapter offer safety instruction and safety training materials in Spanish?

Answered: 74 Skipped: 4

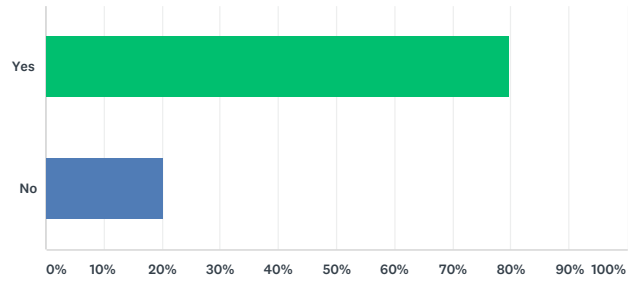


ANSWER CHOICES	RESPONSES	
Yes	39.19%	29
No	60.81%	45
TOTAL		74

2017 AGC Chapter Demographic Survey

Q36 Does your chapter offer OSHA classes?

Answered: 74 Skipped: 4

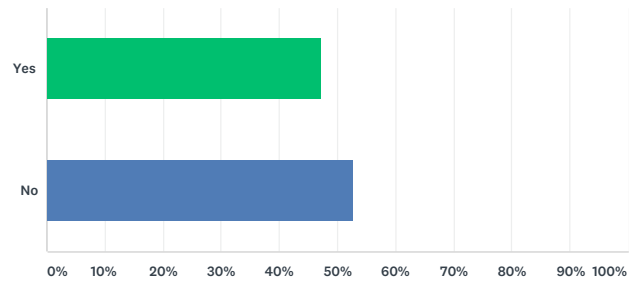


ANSWER CHOICES	RESPONSES	
Yes	79.73%	59
No	20.27%	15
TOTAL		74

2017 AGC Chapter Demographic Survey

Q37 Does your chapter offer mobile safety services?

Answered: 74 Skipped: 4

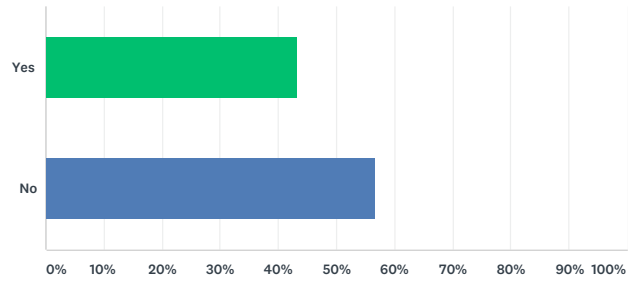


ANSWER CHOICES	RESPONSES	
Yes	47.30%	35
No	52.70%	39
TOTAL		74

2017 AGC Chapter Demographic Survey

Q38 Does your chapter regularly coordinate meetings, roundtables or conferences focused on HR issues in construction?

Answered: 74 Skipped: 4

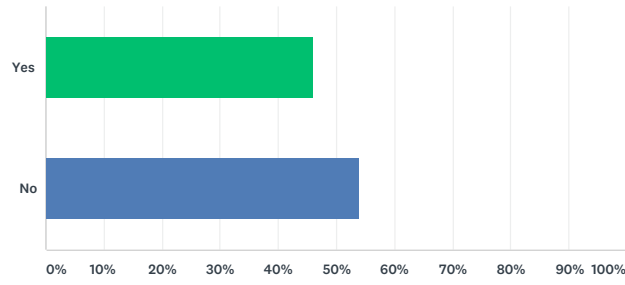


ANSWER CHOICES	RESPONSES	
Yes	43.24%	32
No	56.76%	42
TOTAL		74

2017 AGC Chapter Demographic Survey

Q39 Does your chapter sponsor a workers' compensation insurance program?

Answered: 74 Skipped: 4

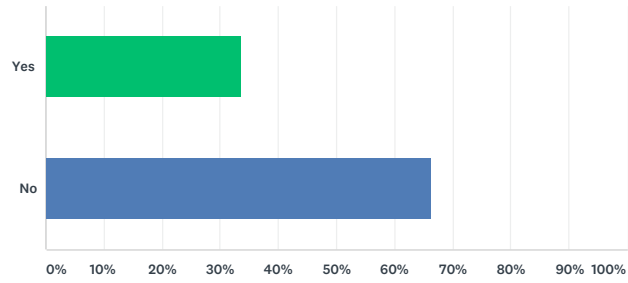


ANSWER CHOICES	RESPONSES	
Yes	45.95%	34
No	54.05%	40
TOTAL		74

2017 AGC Chapter Demographic Survey

Q40 Does your chapter sponsor a health insurance program?

Answered: 74 Skipped: 4

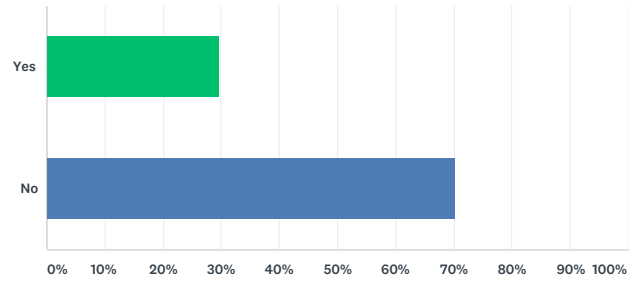


ANSWER CHOICES	RESPONSES	
Yes	33.78%	25
No	66.22%	49
TOTAL		74

2017 AGC Chapter Demographic Survey

Q41 Does your chapter offer retirement plan administration?

Answered: 74 Skipped: 4

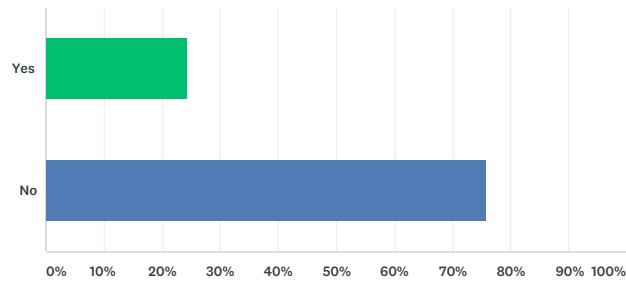


ANSWER CHOICES	RESPONSES	
Yes	29.73%	22
No	70.27%	52
TOTAL		74

2017 AGC Chapter Demographic Survey

Q42 Does your chapter conduct or sponsor any open shop craft training?

Answered: 74 Skipped: 4

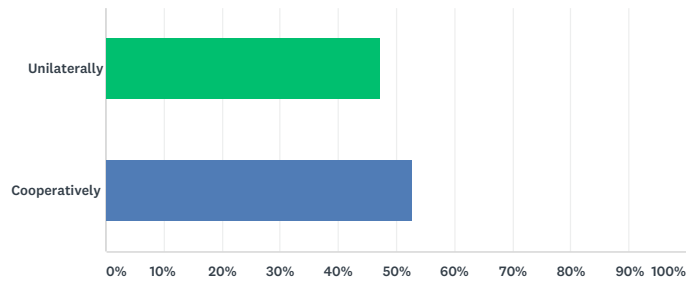


ANSWER CHOICES	RESPONSES	
Yes	24.32%	18
No	75.68%	56
TOTAL		74

2017 AGC Chapter Demographic Survey

Q43 Is your open shop training conducted unilaterally or cooperatively?

Answered: 19 Skipped: 59

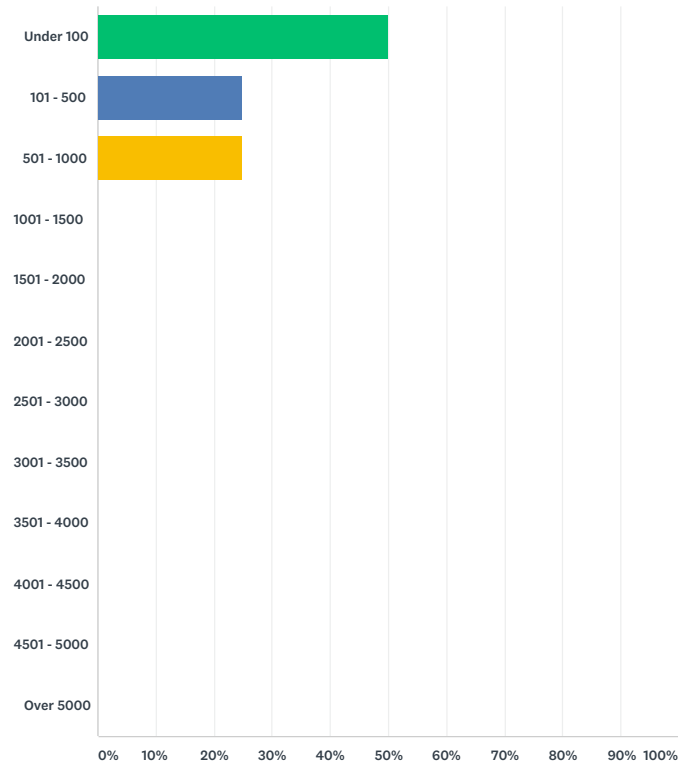


ANSWER CHOICES	RESPONSES	
Unilaterally	47.37%	9
Cooperatively	52.63%	10
TOTAL		19

2017 AGC Chapter Demographic Survey

Q44 How many are currently enrolled? (approximate number, not percentage)

Answered: 16 Skipped: 62

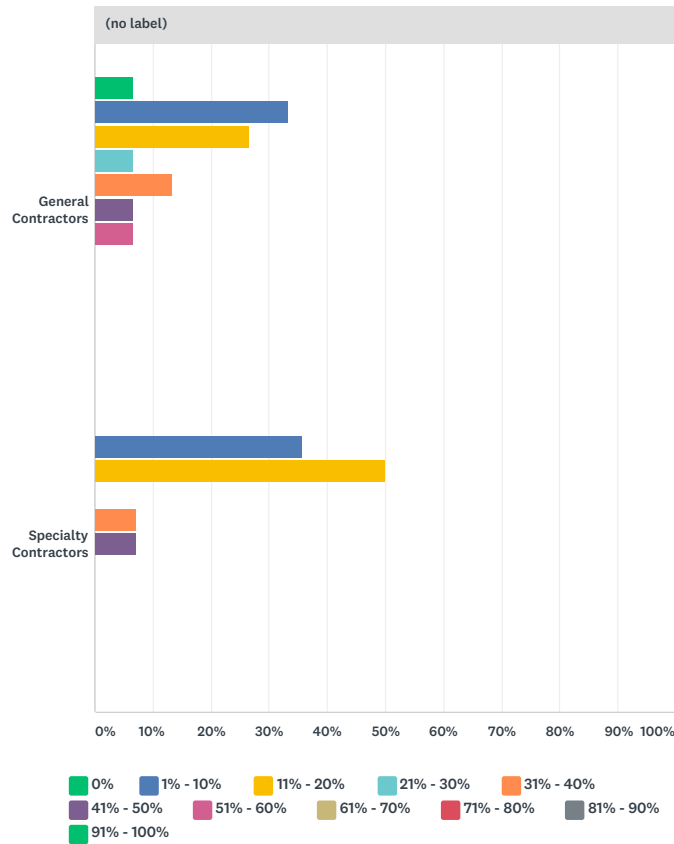


ANSWER CHOICES	RESPONSES	
Under 100	50.00%	8
101 - 500	25.00%	4
501 - 1000	25.00%	4
1001 - 1500	0.00%	0
1501 - 2000	0.00%	0
2001 - 2500	0.00%	0
2501 - 3000	0.00%	0
3001 - 3500	0.00%	0
3501 - 4000	0.00%	0
4001 - 4500	0.00%	0
4501 - 5000	0.00%	0
Over 5000	0.00%	0
TOTAL		16

2017 AGC Chapter Demographic Survey

Q45 Estimated percentage of members that participate in a chapter sponsored open shop craft training program:

Answered: 16 Skipped: 62

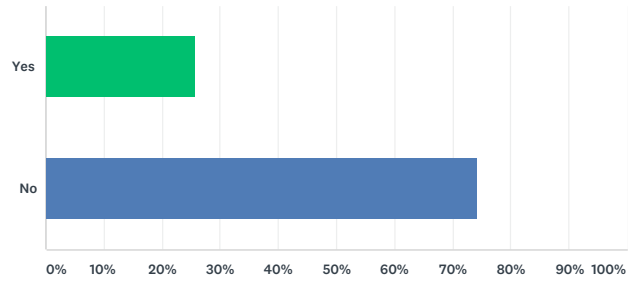


(no label)												
	0%	1% - 10%	11% - 20%	21% - 30%	31% - 40%	41% - 50%	51% - 60%	61% - 70%	71% - 80%	81% - 90%	91% - 100%	TOTAL
General Contractors	6.67%	33.33%	26.67%	6.67%	13.33%	6.67%	6.67%	0.00%	0.00%	0.00%	0.00%	15
Specialty Contractors	0.00%	35.71%	50.00%	0.00%	7.14%	7.14%	0.00%	0.00%	0.00%	0.00%	0.00%	14

2017 AGC Chapter Demographic Survey

Q46 Does your chapter sponsor any union craft training?

Answered: 74 Skipped: 4



ANSWER CHOICES	RESPONSES	
Yes	25.68%	19
No	74.32%	55
TOTAL		74

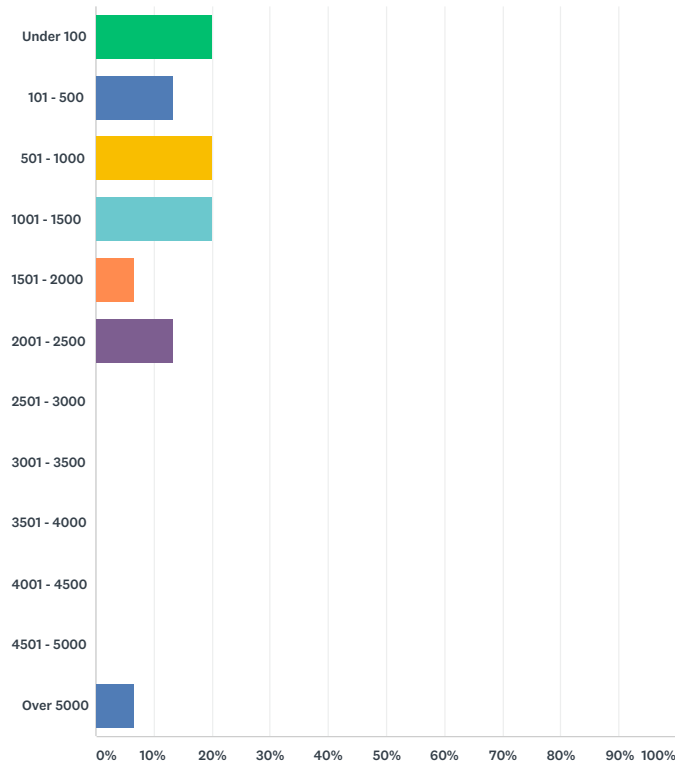
Q47 Which crafts?

Answered: 17 Skipped: 61

2017 AGC Chapter Demographic Survey

Q48 How many are currently enrolled? (approximate number, not percentage)

Answered: 15 Skipped: 63

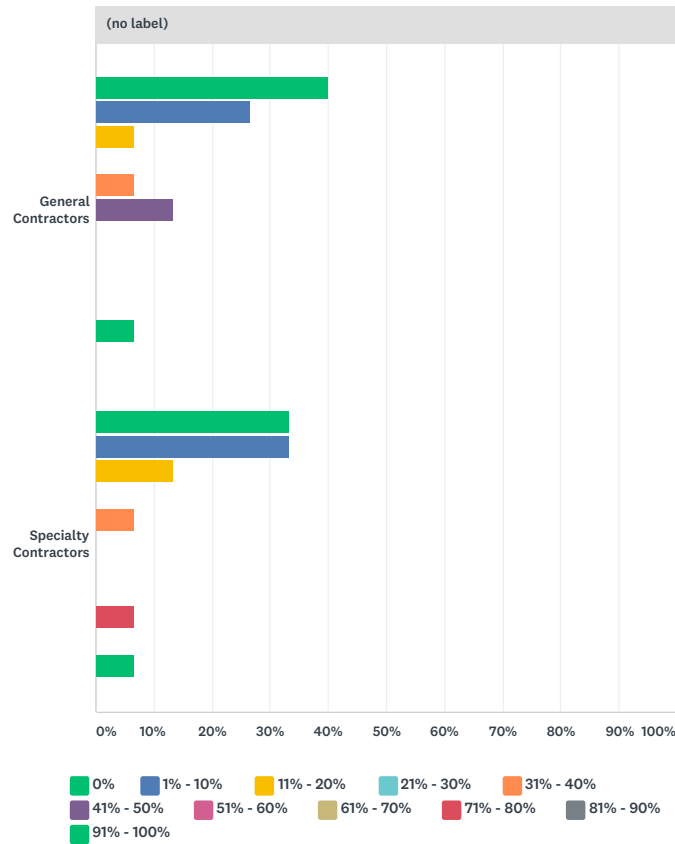


ANSWER CHOICES	RESPONSES	
Under 100	20.00%	3
101 - 500	13.33%	2
501 - 1000	20.00%	3
1001 - 1500	20.00%	3
1501 - 2000	6.67%	1
2001 - 2500	13.33%	2
2501 - 3000	0.00%	0
3001 - 3500	0.00%	0
3501 - 4000	0.00%	0
4001 - 4500	0.00%	0
4501 - 5000	0.00%	0
Over 5000	6.67%	1
TOTAL		15

2017 AGC Chapter Demographic Survey

Q49 Estimated percentage of members that participate in a chapter sponsored open shop craft training program:

Answered: 15 Skipped: 63



(no label)												
	0%	1% - 10%	11% - 20%	21% - 30%	31% - 40%	41% - 50%	51% - 60%	61% - 70%	71% - 80%	81% - 90%	91% - 100%	TOTAL
General Contractors	40.00%	26.67%	6.67%	0.00%	6.67%	13.33%	0.00%	0.00%	0.00%	0.00%	6.67%	15
Specialty Contractors	33.33%	33.33%	13.33%	0.00%	6.67%	0.00%	0.00%	0.00%	6.67%	0.00%	6.67%	15

2017 AGC Chapter Demographic Survey

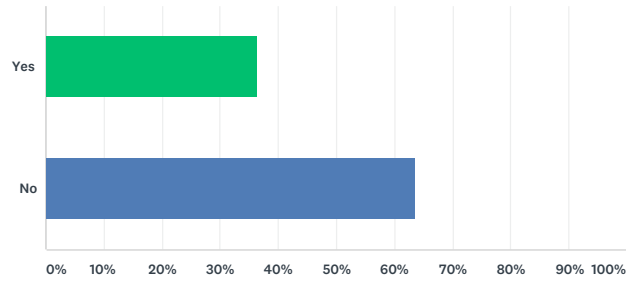
Q50 If you had unlimited resources, what training and educational programs would you offer at your chapter?

Answered: 74 Skipped: 4

2017 AGC Chapter Demographic Survey

Q51 Does your chapter offer online training?

Answered: 74 Skipped: 4

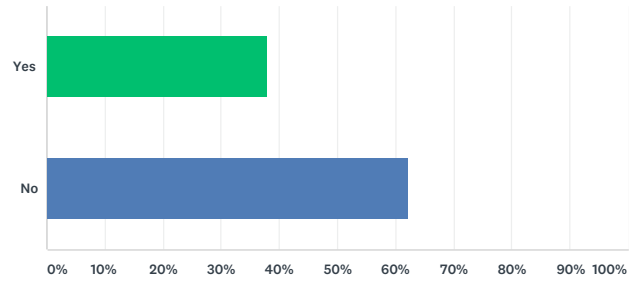


ANSWER CHOICES	RESPONSES	
Yes	36.49%	27
No	63.51%	47
TOTAL		74

2017 AGC Chapter Demographic Survey

Q52 Does your chapter hold webinars?

Answered: 74 Skipped: 4

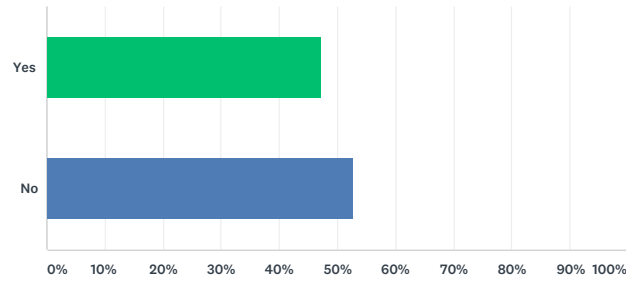


ANSWER CHOICES	RESPONSES	
Yes	37.84%	28
No	62.16%	46
TOTAL		74

2017 AGC Chapter Demographic Survey

Q53 Does your chapter hold AGC Supervisory Training Program (STP) classes?

Answered: 74 Skipped: 4

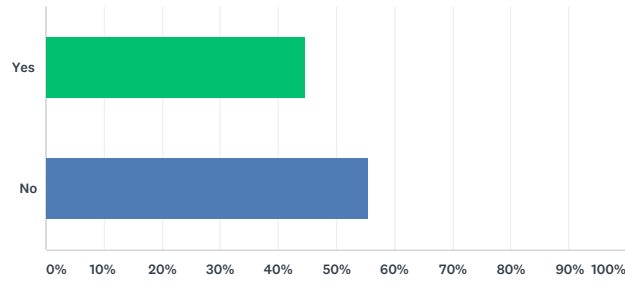


ANSWER CHOICES	RESPONSES	
Yes	47.30%	35
No	52.70%	39
TOTAL		74

2017 AGC Chapter Demographic Survey

Q54 Does your chapter hold Building Information Modeling Education Program (BIM EP) classes?

Answered: 74 Skipped: 4

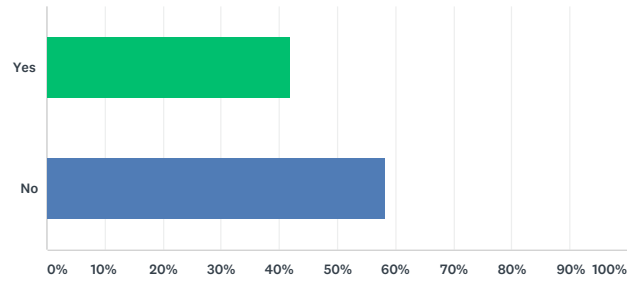


ANSWER CHOICES	RESPONSES	
Yes	44.59%	33
No	55.41%	41
TOTAL		74

2017 AGC Chapter Demographic Survey

Q55 Does your chapter hold Lean Construction Education Program (LCEP) classes?

Answered: 74 Skipped: 4

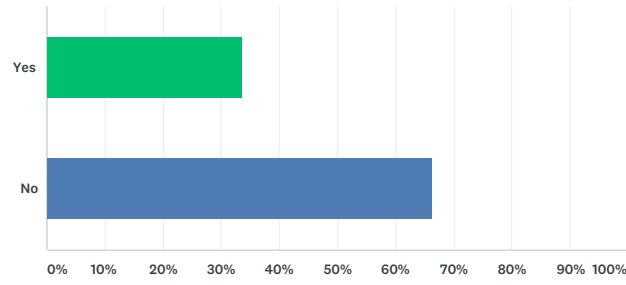


ANSWER CHOICES	RESPONSES	
Yes	41.89%	31
No	58.11%	43
TOTAL		74

2017 AGC Chapter Demographic Survey

Q56 Does your chapter hold Project Manager Development Program (PMDP) classes?

Answered: 74 Skipped: 4

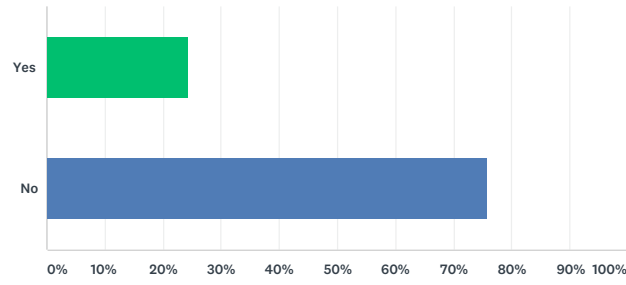


ANSWER CHOICES	RESPONSES	
Yes	33.78%	25
No	66.22%	49
TOTAL		74

2017 AGC Chapter Demographic Survey

Q57 Does your chapter sponsor a charter school or academy for construction technologies?

Answered: 74 Skipped: 4

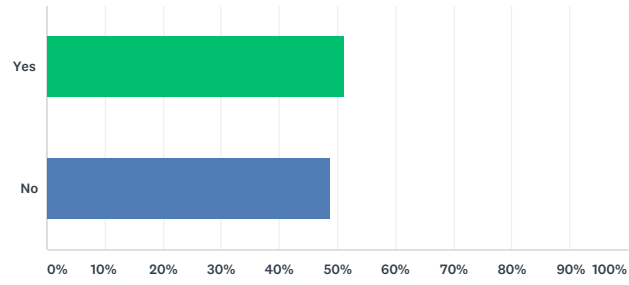


ANSWER CHOICES	RESPONSES	
Yes	24.32%	18
No	75.68%	56
TOTAL		74

2017 AGC Chapter Demographic Survey

Q58 Does your chapter use a job board or placement service?

Answered: 74 Skipped: 4

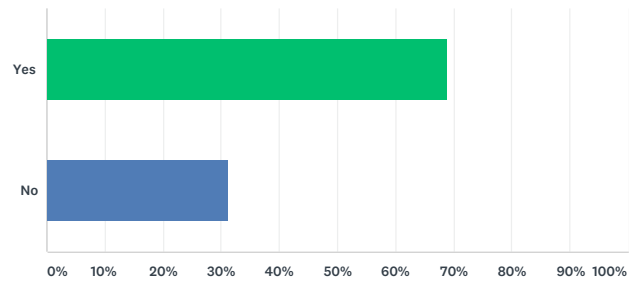


ANSWER CHOICES	RESPONSES	
Yes	51.35%	38
No	48.65%	36
TOTAL		74

2017 AGC Chapter Demographic Survey

Q59 Is your chapter involved in a dedicated workforce development program aimed at recruiting or training future construction workers?

Answered: 74 Skipped: 4

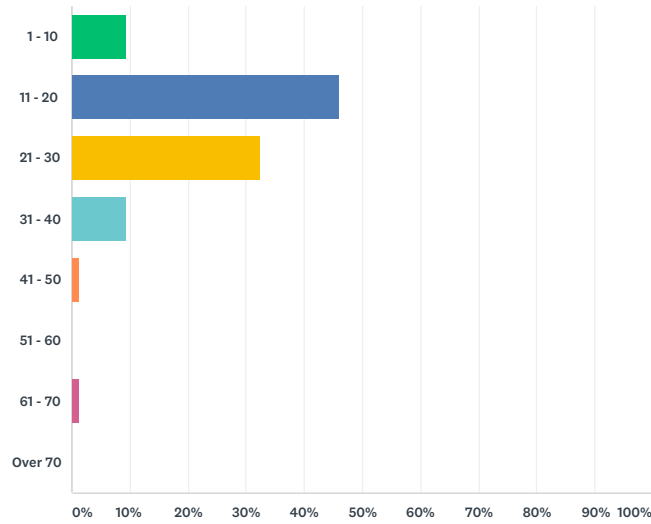


ANSWER CHOICES	RESPONSES	
Yes	68.92%	51
No	31.08%	23
TOTAL		74

2017 AGC Chapter Demographic Survey

Q60 How many people are on your Board of Directors?

Answered: 74 Skipped: 4

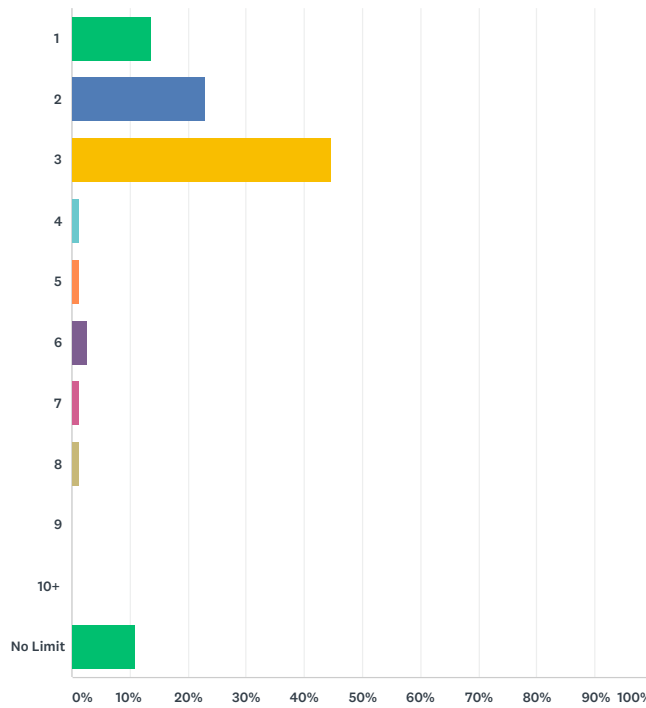


ANSWER CHOICES	RESPONSES	
1 - 10	9.46%	7
11 - 20	45.95%	34
21 - 30	32.43%	24
31 - 40	9.46%	7
41 - 50	1.35%	1
51 - 60	0.00%	0
61 - 70	1.35%	1
Over 70	0.00%	0
TOTAL		74

2017 AGC Chapter Demographic Survey

Q61 How many years are board member terms?

Answered: 74 Skipped: 4

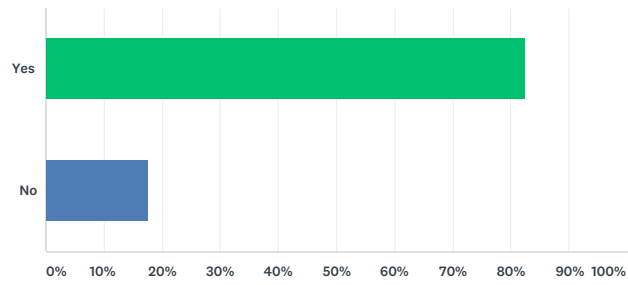


ANSWER CHOICES	RESPONSES	
1	13.51%	10
2	22.97%	17
3	44.59%	33
4	1.35%	1
5	1.35%	1
6	2.70%	2
7	1.35%	1
8	1.35%	1
9	0.00%	0
10+	0.00%	0
No Limit	10.81%	8
TOTAL		74

2017 AGC Chapter Demographic Survey

Q62 Do you allow specialty contractors to serve as board members?

Answered: 74 Skipped: 4

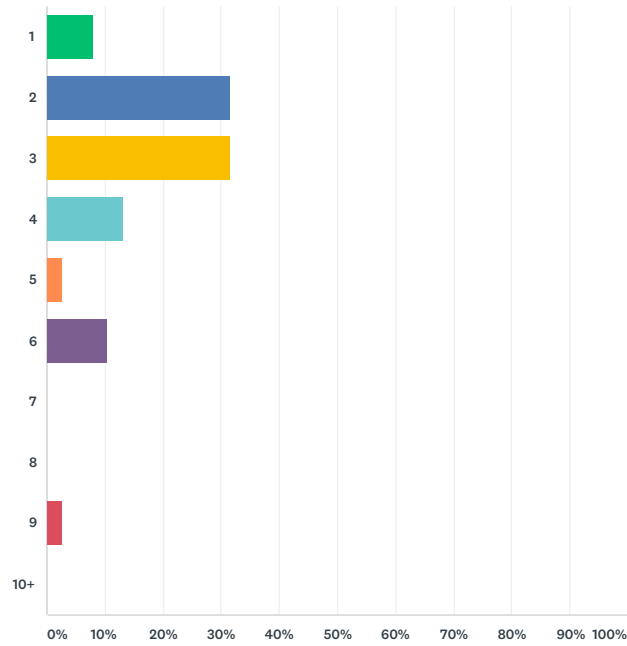


ANSWER CHOICES	RESPONSES	
Yes	82.43%	61
No	17.57%	13
TOTAL		74

2017 AGC Chapter Demographic Survey

Q63 If there are term limits for specialty contractors on your board, what are the term limits in years?

Answered: 38 Skipped: 40

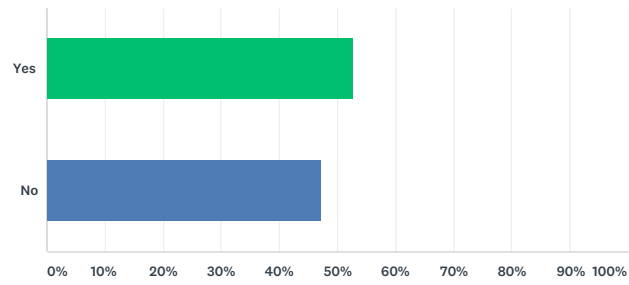


ANSWER CHOICES	RESPONSES	
1	7.89%	3
2	31.58%	12
3	31.58%	12
4	13.16%	5
5	2.63%	1
6	10.53%	4
7	0.00%	0
8	0.00%	0
9	2.63%	1
10+	0.00%	0
TOTAL		38

2017 AGC Chapter Demographic Survey

Q64 Do you allow specialty contractors to serve as officers?

Answered: 74 Skipped: 4

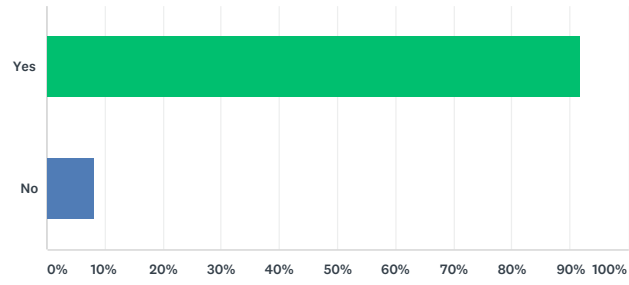


ANSWER CHOICES	RESPONSES	
Yes	52.70%	39
No	47.30%	35
TOTAL		74

2017 AGC Chapter Demographic Survey

Q65 Do you have an executive board?

Answered: 74 Skipped: 4

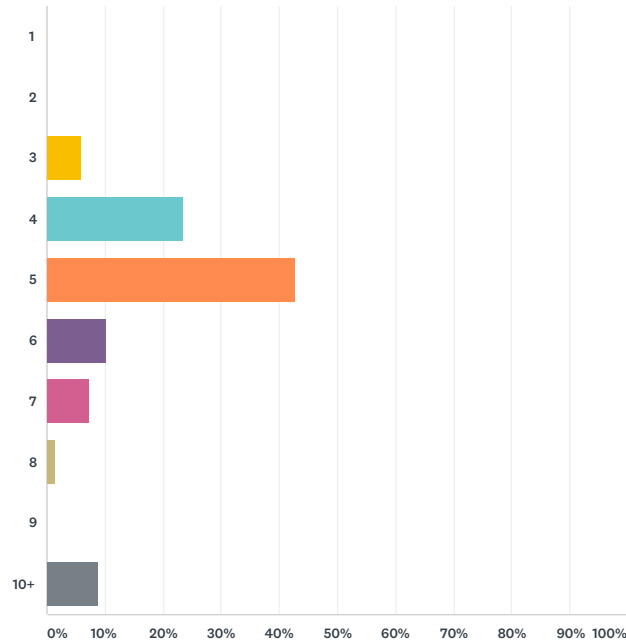


ANSWER CHOICES	RESPONSES	
Yes	91.89%	68
No	8.11%	6
TOTAL		74

2017 AGC Chapter Demographic Survey

Q66 How many people are on your executive board?

Answered: 68 Skipped: 10

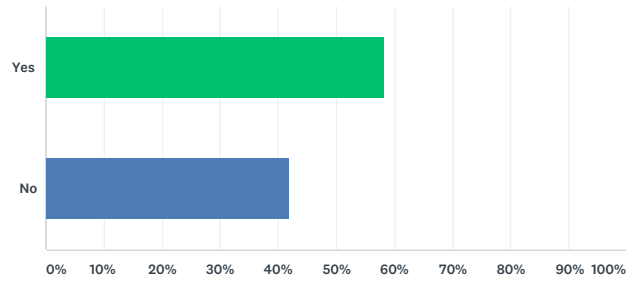


ANSWER CHOICES	RESPONSES	
1	0.00%	0
2	0.00%	0
3	5.88%	4
4	23.53%	16
5	42.65%	29
6	10.29%	7
7	7.35%	5
8	1.47%	1
9	0.00%	0
10+	8.82%	6
TOTAL		68

2017 AGC Chapter Demographic Survey

Q67 Are your Board of Directors meetings open to the general membership?

Answered: 74 Skipped: 4

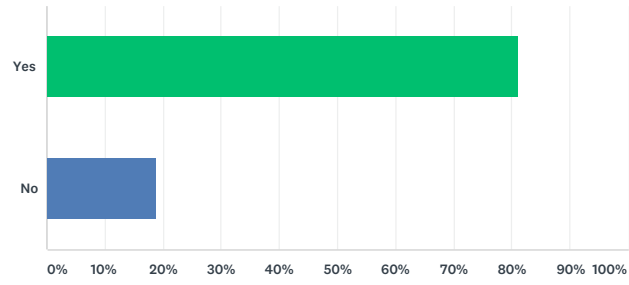


ANSWER CHOICES	RESPONSES	
Yes	58.11%	43
No	41.89%	31
TOTAL		74

2017 AGC Chapter Demographic Survey

Q68 Do you conduct strategic planning?

Answered: 74 Skipped: 4

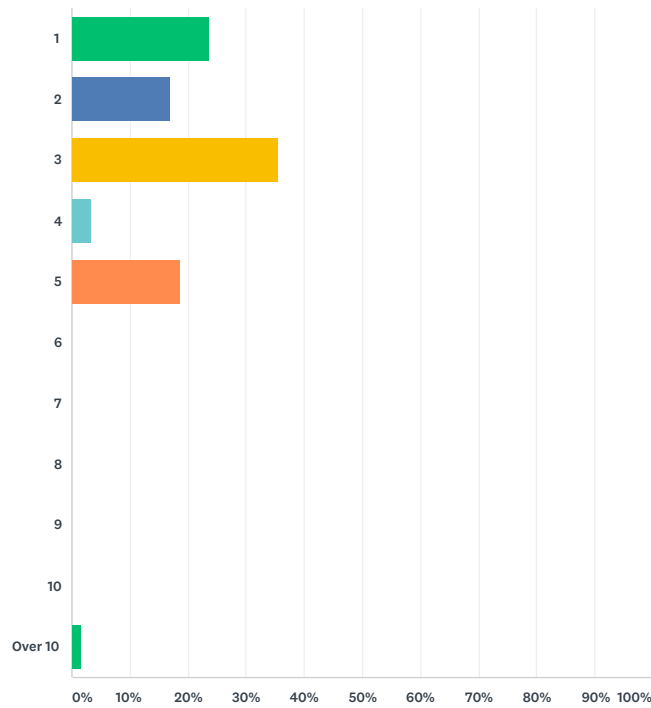


ANSWER CHOICES	RESPONSES	
Yes	81.08%	60
No	18.92%	14
TOTAL		74

2017 AGC Chapter Demographic Survey

Q69 How often do you conduct strategic planning (in years)?

Answered: 59 Skipped: 19

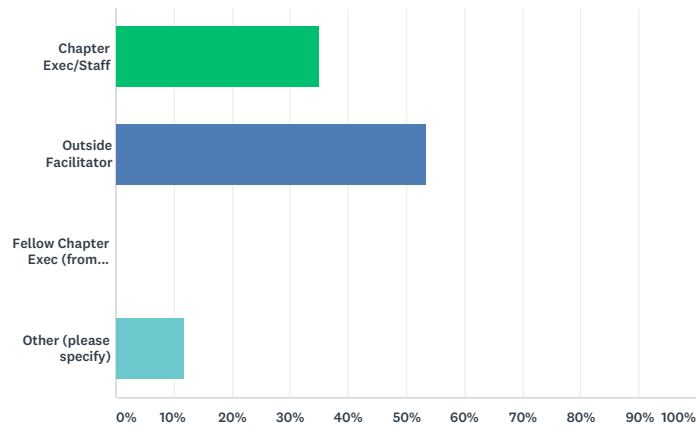


ANSWER CHOICES	RESPONSES	
1	23.73%	14
2	16.95%	10
3	35.59%	21
4	3.39%	2
5	18.64%	11
6	0.00%	0
7	0.00%	0
8	0.00%	0
9	0.00%	0
10	0.00%	0
Over 10	1.69%	1
TOTAL		59

2017 AGC Chapter Demographic Survey

Q70 Who facilitates strategic planning for your chapter?

Answered: 60 Skipped: 18

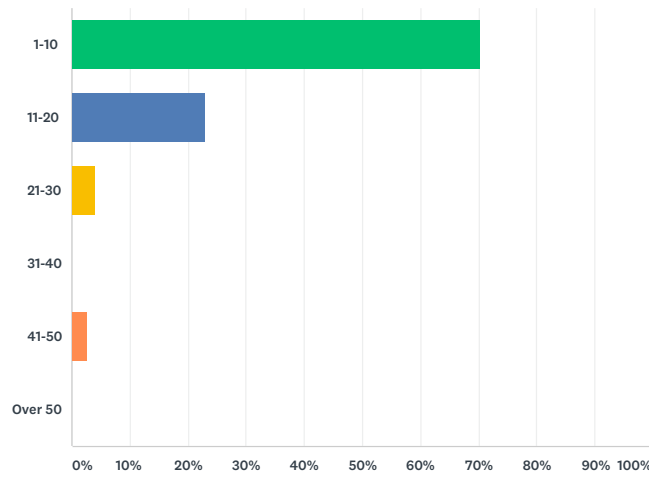


ANSWER CHOICES	RESPONSES	
Chapter Exec/Staff	35.00%	21
Outside Facilitator	53.33%	32
Fellow Chapter Exec (from another chapter)	0.00%	0
Other (please specify)	11.67%	7
TOTAL		60

2017 AGC Chapter Demographic Survey

Q71 How many committees does your chapter manage?

Answered: 74 Skipped: 4

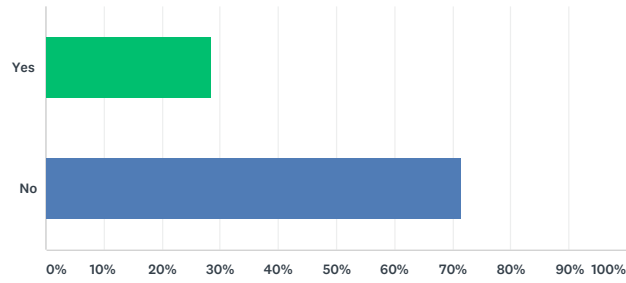


ANSWER CHOICES	RESPONSES	
1-10	70.27%	52
11-20	22.97%	17
21-30	4.05%	3
31-40	0.00%	0
41-50	2.70%	2
Over 50	0.00%	0
TOTAL		74

2017 AGC Chapter Demographic Survey

Q72 Does your chapter have a municipal or utility construction committee or task force?

Answered: 74 Skipped: 4

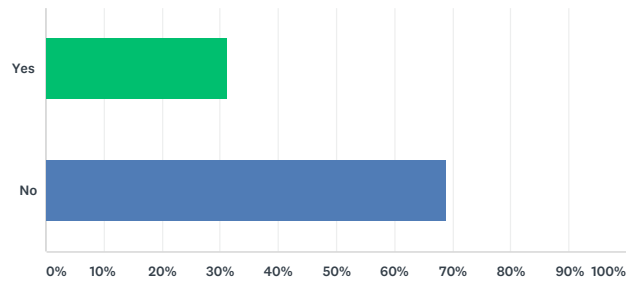


ANSWER CHOICES	RESPONSES	
Yes	28.38%	21
No	71.62%	53
TOTAL		74

2017 AGC Chapter Demographic Survey

Q73 Does your chapter have a technology committee or task force?

Answered: 74 Skipped: 4

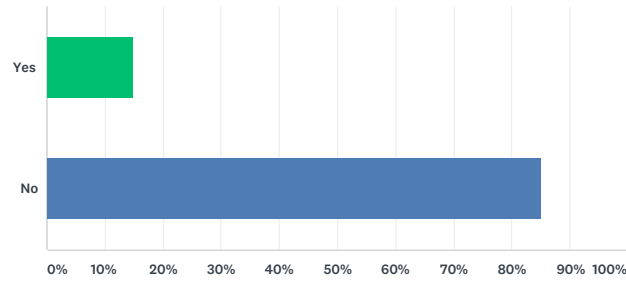


ANSWER CHOICES	RESPONSES	
Yes	31.08%	23
No	68.92%	51
TOTAL		74

2017 AGC Chapter Demographic Survey

Q74 Does your chapter have any federal contractors committees (e.g. Army Corps, Naval Facility Engineering Command)?

Answered: 74 Skipped: 4

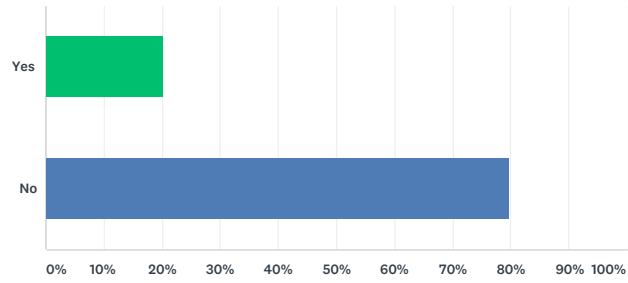


ANSWER CHOICES	RESPONSES	
Yes	14.86%	11
No	85.14%	63
TOTAL		74

2017 AGC Chapter Demographic Survey

Q75 Does your chapter have a Specialty Contractors Council?

Answered: 74 Skipped: 4

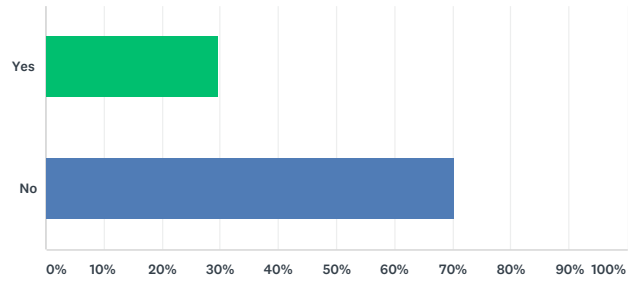


ANSWER CHOICES	RESPONSES	
Yes	20.27%	15
No	79.73%	59
TOTAL		74

2017 AGC Chapter Demographic Survey

Q76 Does your chapter have a Service and Supply Council?

Answered: 74 Skipped: 4

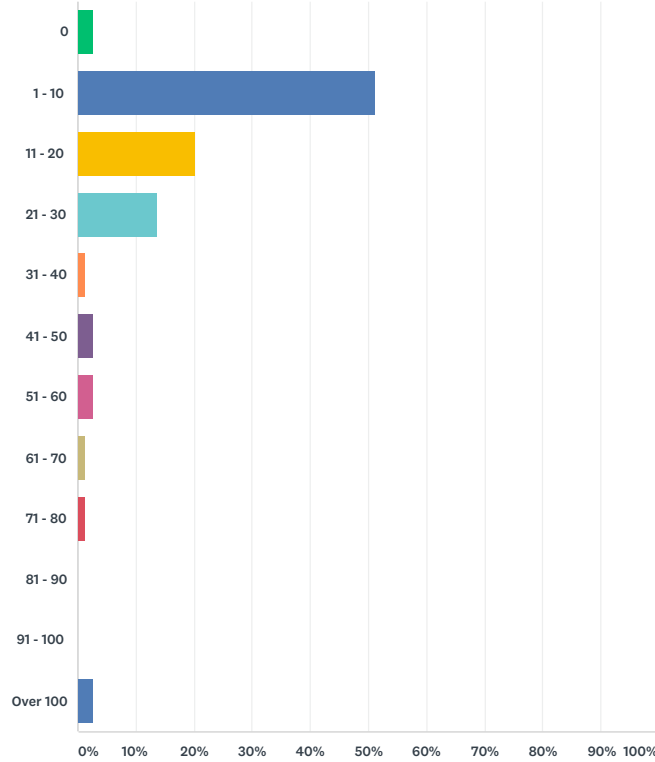


ANSWER CHOICES	RESPONSES	
Yes	29.73%	22
No	70.27%	52
TOTAL		74

2017 AGC Chapter Demographic Survey

Q77 For purposes of benchmarking only, how many of your members are minority/women owned or disadvantaged businesses? (approximate number, not percentage)

Answered: 74 Skipped: 4



ANSWER CHOICES	RESPONSES	
0	2.70%	2
1 - 10	51.35%	38
11 - 20	20.27%	15
21 - 30	13.51%	10
31 - 40	1.35%	1
41 - 50	2.70%	2
51 - 60	2.70%	2
61 - 70	1.35%	1
71 - 80	1.35%	1
81 - 90	0.00%	0
91 - 100	0.00%	0
Over 100	2.70%	2
TOTAL		74

2017 AGC Chapter Demographic Survey

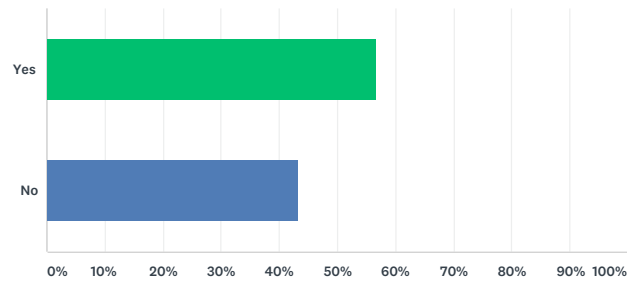
Q78 How does your chapter engage with these businesses?

Answered: 60 Skipped: 18

2017 AGC Chapter Demographic Survey

Q79 Does your chapter have a membership director or membership development specialist?

Answered: 74 Skipped: 4

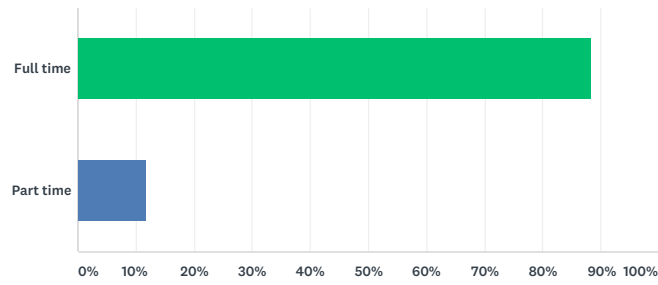


ANSWER CHOICES	RESPONSES	
Yes	56.76%	42
No	43.24%	32
TOTAL		74

2017 AGC Chapter Demographic Survey

Q80 Is he/she full time or part time?

Answered: 43 Skipped: 35

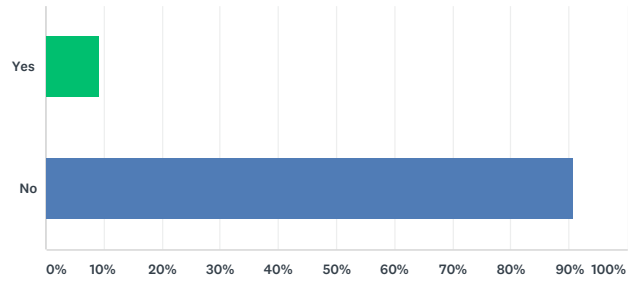


ANSWER CHOICES	RESPONSES	
Full time	88.37%	38
Part time	11.63%	5
TOTAL		43

2017 AGC Chapter Demographic Survey

Q81 Does he/she work on "commission"?

Answered: 43 Skipped: 35

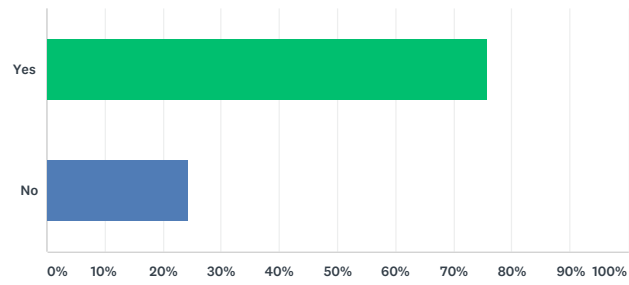


ANSWER CHOICES	RESPONSES	
Yes	9.30%	4
No	90.70%	39
TOTAL		43

2017 AGC Chapter Demographic Survey

Q82 Do you have a Construction Leadership Council (CLC), Young Constructors, or Future Leadership Group within the Chapter?

Answered: 74 Skipped: 4

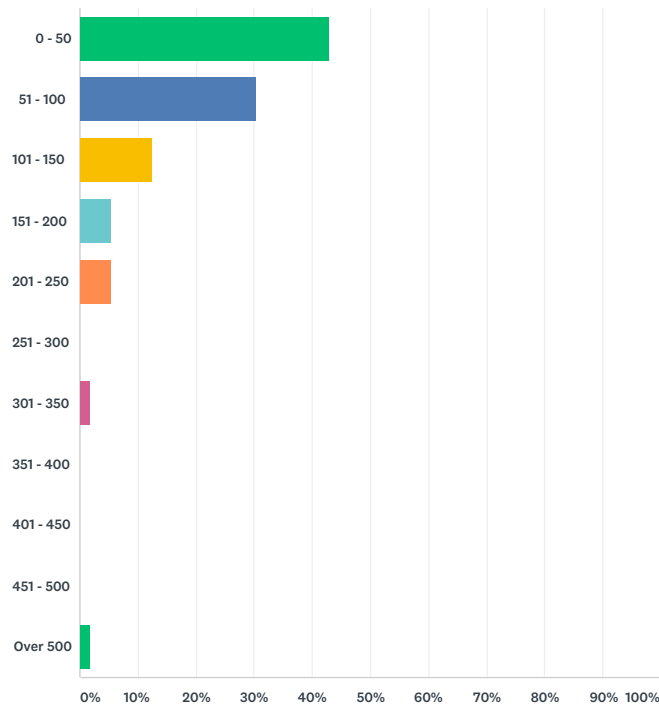


ANSWER CHOICES	RESPONSES	
Yes	75.68%	56
No	24.32%	18
TOTAL		74

2017 AGC Chapter Demographic Survey

Q83 How many people are currently members of your CLC/YCF group?

Answered: 56 Skipped: 22



ANSWER CHOICES	RESPONSES	
0 - 50	42.86%	24
51 - 100	30.36%	17
101 - 150	12.50%	7
151 - 200	5.36%	3
201 - 250	5.36%	3
251 - 300	0.00%	0
301 - 350	1.79%	1
351 - 400	0.00%	0
401 - 450	0.00%	0
451 - 500	0.00%	0
Over 500	1.79%	1
TOTAL		56

2017 AGC Chapter Demographic Survey

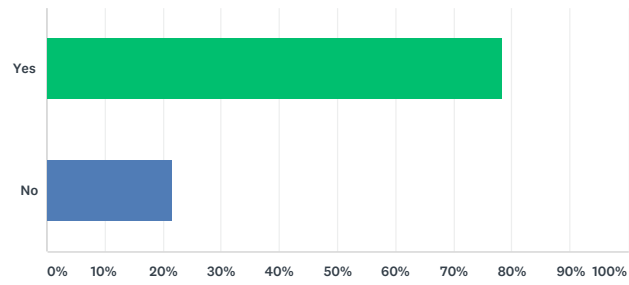
Q84 What are their primary activities?

Answered: 56 Skipped: 22

2017 AGC Chapter Demographic Survey

Q85 Is your chapter affiliated with any student chapters?

Answered: 74 Skipped: 4

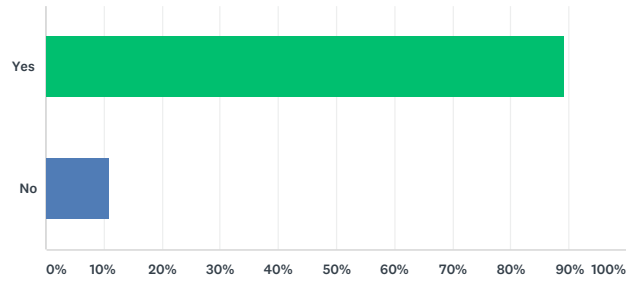


ANSWER CHOICES	RESPONSES	
Yes	78.38%	58
No	21.62%	16
TOTAL		74

2017 AGC Chapter Demographic Survey

Q86 Does your chapter have a scholarship fund?

Answered: 74 Skipped: 4

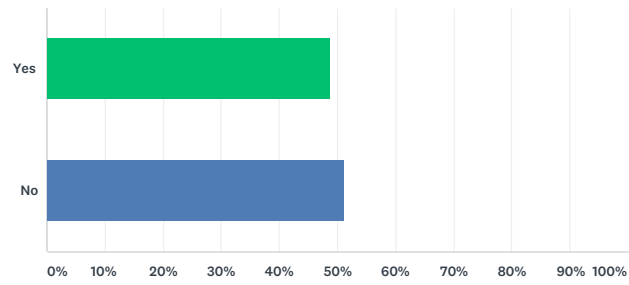


ANSWER CHOICES	RESPONSES	
Yes	89.19%	66
No	10.81%	8
TOTAL		74

2017 AGC Chapter Demographic Survey

Q87 Does your chapter have a foundation?

Answered: 74 Skipped: 4

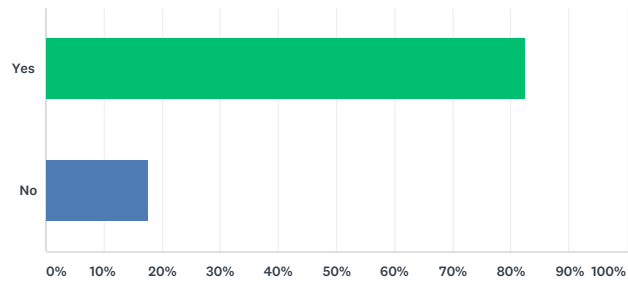


ANSWER CHOICES	RESPONSES	
Yes	48.65%	36
No	51.35%	38
TOTAL		74

2017 AGC Chapter Demographic Survey

Q88 Does your chapter sponsor an annual awards program?

Answered: 74 Skipped: 4

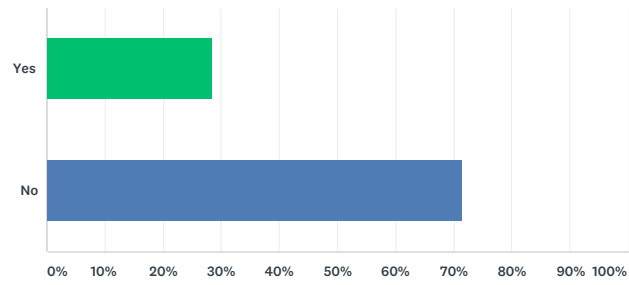


ANSWER CHOICES	RESPONSES	
Yes	82.43%	61
No	17.57%	13
TOTAL		74

2017 AGC Chapter Demographic Survey

Q89 Is your chapter affiliated with any other national trade association?

Answered: 74 Skipped: 4



ANSWER CHOICES	RESPONSES	
Yes	28.38%	21
No	71.62%	53
TOTAL		74

2017 AGC Chapter Demographic Survey

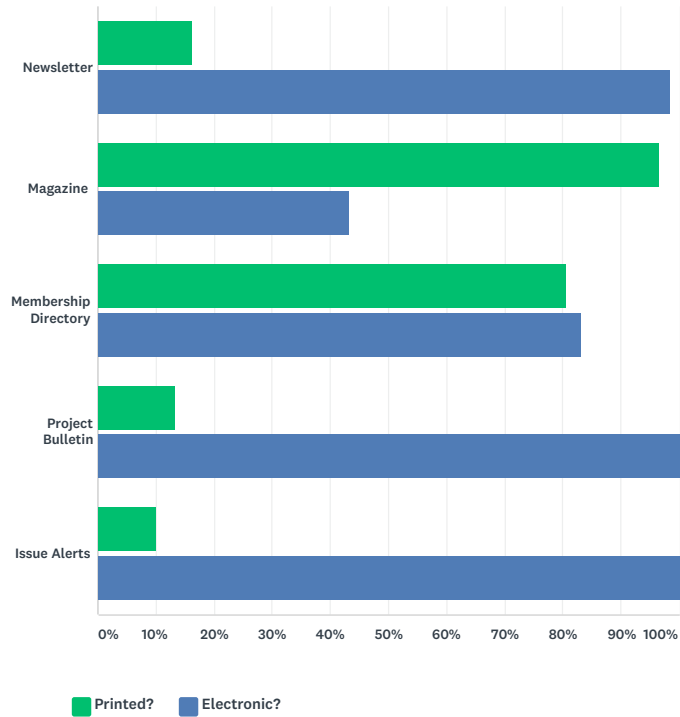
Q90 Which association management database system (AMS) do you use?

Answered: 74 Skipped: 4

2017 AGC Chapter Demographic Survey

Q91 How does your chapter communicate with members? Please select all that apply.

Answered: 74 Skipped: 4

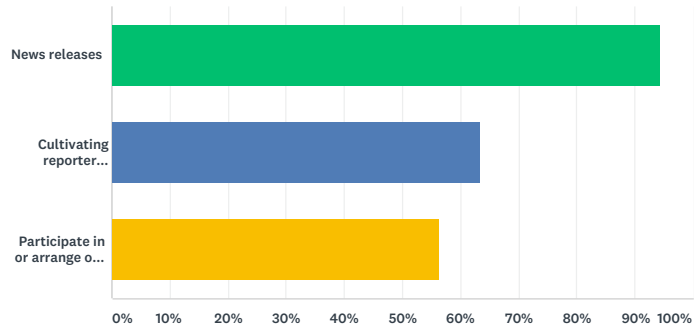


	PRINTED?	ELECTRONIC?	TOTAL RESPONDENTS
Newsletter	16.42% 11	98.51% 66	67
Magazine	96.67% 29	43.33% 13	30
Membership Directory	80.56% 58	83.33% 60	72
Project Bulletin	13.33% 4	100.00% 30	30
Issue Alerts	10.14% 7	100.00% 69	69

2017 AGC Chapter Demographic Survey

Q92 How does your chapter communicate with the media? Please select all that apply.

Answered: 71 Skipped: 7

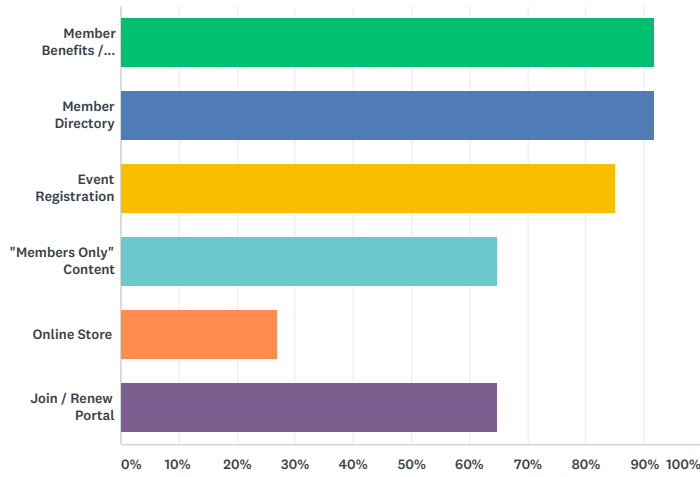


ANSWER CHOICES	RESPONSES	
News releases	94.37%	67
Cultivating reporter relationships	63.38%	45
Participate in or arrange own media events	56.34%	40
Total Respondents: 71		

2017 AGC Chapter Demographic Survey

Q93 Which of these resources/features are available on your chapter's website? Please select all that apply.

Answered: 74 Skipped: 4

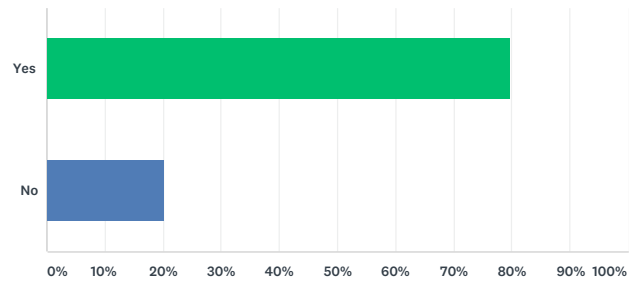


ANSWER CHOICES	RESPONSES	
Member Benefits / Discount Programs Section	91.89%	68
Member Directory	91.89%	68
Event Registration	85.14%	63
"Members Only" Content	64.86%	48
Online Store	27.03%	20
Join / Renew Portal	64.86%	48
Total Respondents: 74		

2017 AGC Chapter Demographic Survey

Q94 Is your website optimized for mobile devices?

Answered: 74 Skipped: 4

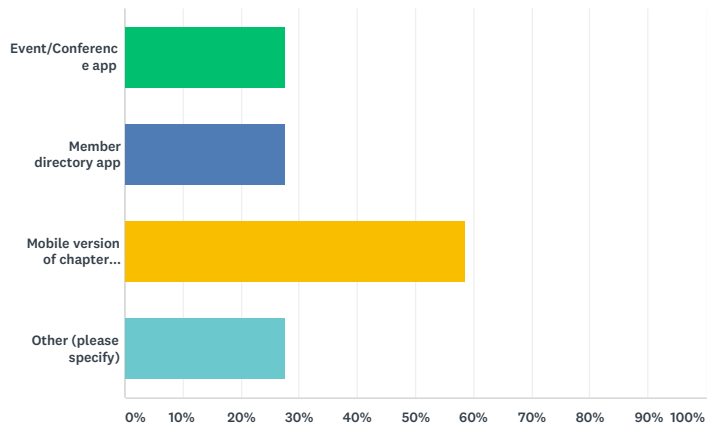


ANSWER CHOICES	RESPONSES	
Yes	79.73%	59
No	20.27%	15
TOTAL		74

2017 AGC Chapter Demographic Survey

Q95 Does your chapter have any of the following kinds of apps? Please select all that apply.

Answered: 29 Skipped: 49

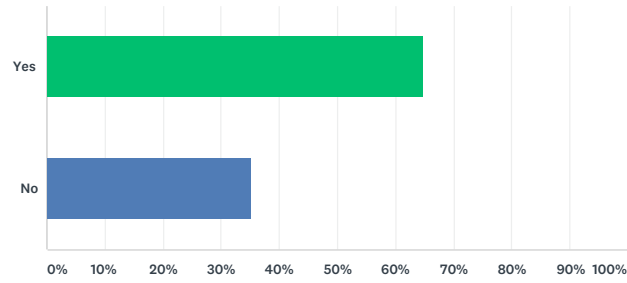


ANSWER CHOICES	RESPONSES
Event/Conference app	27.59% 8
Member directory app	27.59% 8
Mobile version of chapter website	58.62% 17
Other (please specify)	27.59% 8
Total Respondents: 29	

2017 AGC Chapter Demographic Survey

Q96 Does your chapter have a LinkedIn profile?

Answered: 74 Skipped: 4

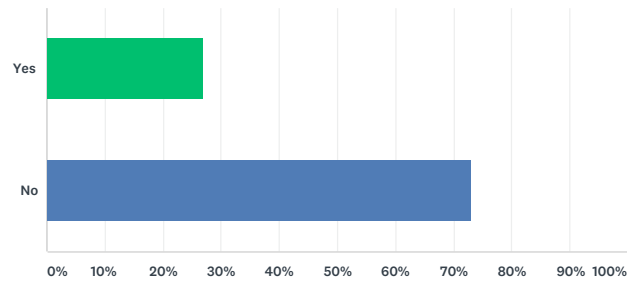


ANSWER CHOICES	RESPONSES	
Yes	64.86%	48
No	35.14%	26
TOTAL		74

2017 AGC Chapter Demographic Survey

Q97 Does your chapter maintain LinkedIn Groups?

Answered: 74 Skipped: 4

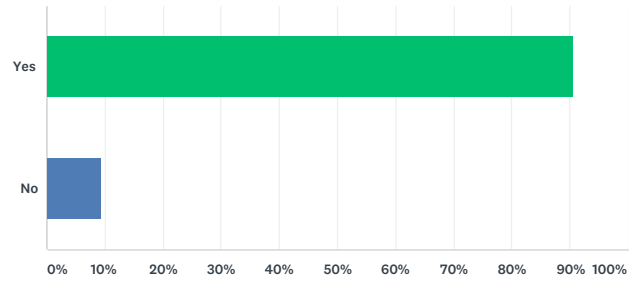


ANSWER CHOICES	RESPONSES	
Yes	27.03%	20
No	72.97%	54
TOTAL		74

2017 AGC Chapter Demographic Survey

Q98 Does your chapter have a Facebook page?

Answered: 74 Skipped: 4

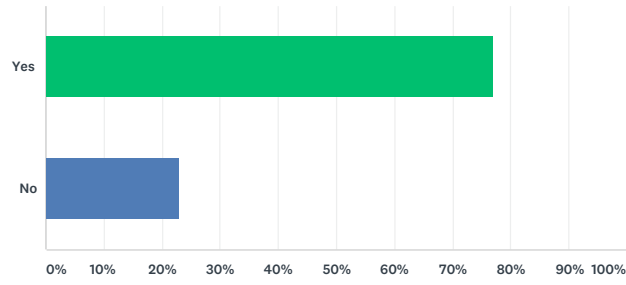


ANSWER CHOICES	RESPONSES	
Yes	90.54%	67
No	9.46%	7
TOTAL		74

2017 AGC Chapter Demographic Survey

Q99 Does your chapter have a Twitter account?

Answered: 74 Skipped: 4

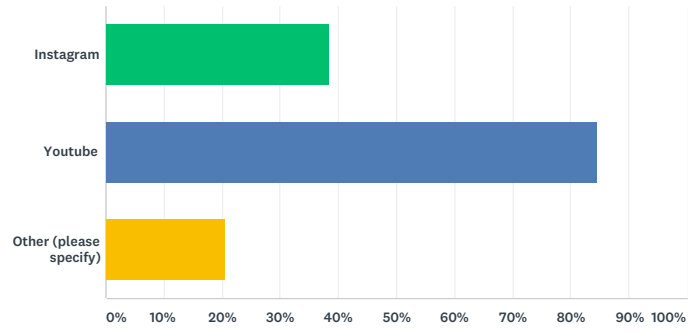


ANSWER CHOICES	RESPONSES	
Yes	77.03%	57
No	22.97%	17
TOTAL		74

2017 AGC Chapter Demographic Survey

Q100 Does your chapter use any other social media platforms?

Answered: 39 Skipped: 39



ANSWER CHOICES	RESPONSES	
Instagram	38.46%	15
Youtube	84.62%	33
Other (please specify)	20.51%	8
Total Respondents: 39		