

FUJIFILM
Value from Innovation

FUJINON

Ultra Short Throw, Wide Lens Shift, and Rotatable Lens

Makes the Impossible Possible



FUJIFILM
Z
PROJECTOR

FP-Z5000
Ideas In New Dimensions

Main Features

Can project onto a 100-inch screen from a distance of just 75 cm^{*1}



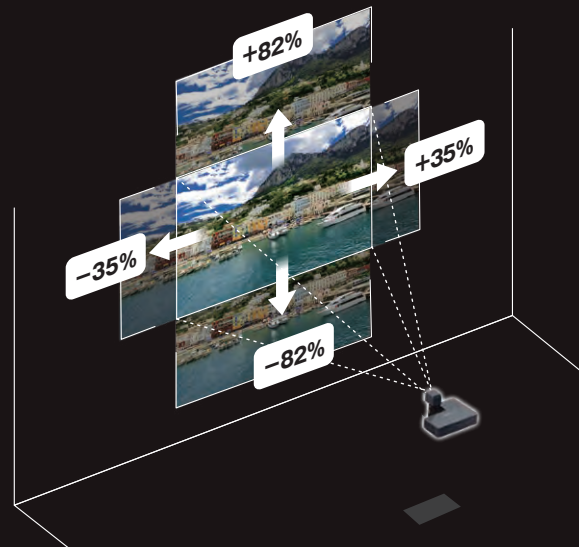
With a Throw Ratio^{*2} of 0.34, the projector's ultra-short throw lens enables it to project from very close range onto as large as a 300-inch screen. This significantly reduces the space required between the projector unit and the screen, allowing for maximum use of available space.

*1: The distance from the lens to the screen.

*2: Throw Ratio is the ratio of the projection distance to the screen width.

Class-leading lens shift range among ultra-short throw projectors^{*3}

A best in class lens shift function has been achieved through utilization of a large-diameter aspheric lens. Projection position can be adjusted in a wide shift range of 82% vertically and 35% horizontally (for a 16:9 aspect ratio). Additionally equipped with on-board memory to save the lens shift position per projection direction. The lens shifts automatically without requiring additional correction to the projection position, even when rotating the lens to change the projection direction.




*3: According to Fujifilm as of February 13, 2019. Among high-lumen, ultra-short throw projectors

Rotatable lens enables omnidirectional image projection

Equipped with the world's first^{*4} folded biaxial rotating lens. This enables the lens to be directed up, down, front, back, left and right for a variety of projection directions without moving the main unit. This means projection is possible on walls, screens, or even ceilings and floors. The orientation of projected images can also be switched between portrait and landscape just by rotating the lens. The rotating lens is also equipped with a lock mechanism that ensures stable projection.

*4: According to Fujifilm as of February 13, 2019



The World's First Six-Direction Projection with a Total of 22 Pattern Variations

The biaxial rotating lens can be set vertically or horizontally. Equipped with a total of 22 patterns for incredible variation. Perfect for a variety of spaces and expands the possibilities of spatial presentation.



Use the throw simulator and watch the demonstration video.



FP-Z5000 Basic Functions

Equipped with a 5,000 lm laser light source. The 1-chip DLP image display system achieves full HD resolution. Highly reviewed for a total of nine standards, including design innovation, functionality and durability, and winner of the globally prestigious Red Dot Design Award. Also the proud recipient of the ultimate Red Dot honor, Best of the Best.

Resolution
Full HD
1920×1080

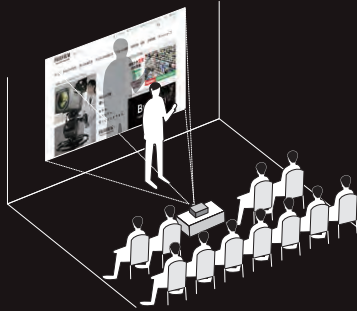
Brightness
5,000lm

DLP
TEXAS INSTRUMENTS


reddot award 2019
best of the best

Creating an Active Space


Conventional projectors



Restricted audience space

- The projector has to be positioned at the center of the screen, requiring a greater projection distance
- The projector must be set up on a tall stand
- Presenters standing between the projector and the screen cast a shadow

FP-Z5000

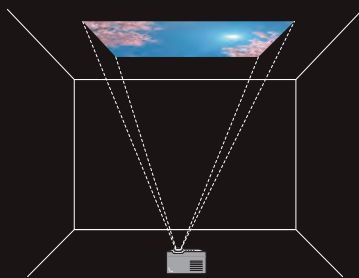


Expanded audience space

- The projector can be positioned off-center and close to the screen
- Can project when set up on the floor
- Presenters are unlikely to cause shadows on the screen and can stand right in front of it

Installation in Restricted Spaces

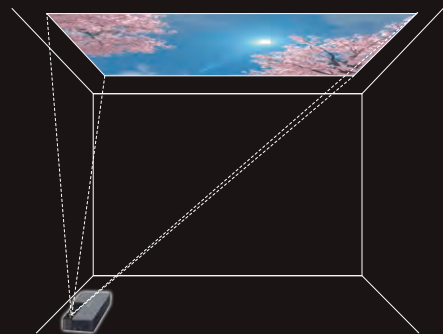
Conventional projectors



The projector stands out and is an obstruction in the presentation space

- The projector must be set up in the center of the room
- Cannot project a large image in spaces with low ceilings

FP-Z5000

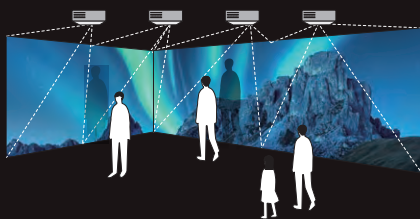


Discreet, unobtrusive projection

- Simply rotate the lens to project on the ceiling
- Can be set up next to walls to save space

Large-Screen Projection

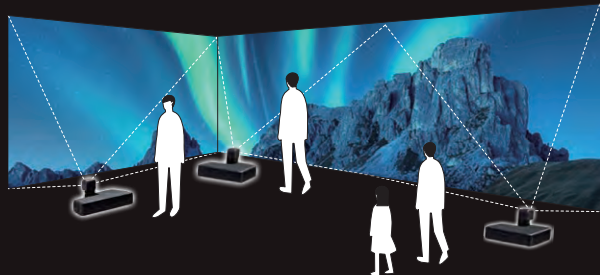
Conventional projectors



Space to set up multiple projectors is required for large-screen projection

- Multiple compatible projectors are required for large-screen multi-projection
- Images cannot be viewed from close to the screen because doing so creates a shadow

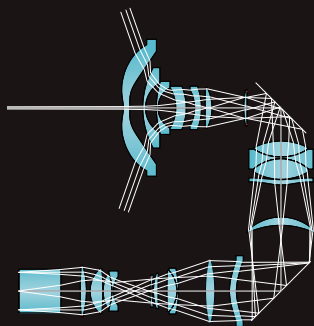
FP-Z5000



High-quality, large-screen projection

- The ultra-short throw lens and wide lens shift range enable large-screen projection with few projectors
- Images cannot be viewed from close to the screen because doing so creates a shadow

Proprietary Folded Lens




Precise optical design is essential when bending the light through its path to the final projection of the image for display. Fujifilm has developed proprietary optical design software in the creation of our extensive line of 4K and 8K precision lenses. This same software is used in the Z5000 optical assembly to combine multiple lens groups, enabling a lens that rotates in a total of six directions without distortion and projects high quality images to every corner.

Large-Diameter Aspheric Lens



A large-diameter aspheric lens is used for the G1 lens (front lens). Creating complex large aspheric lenses requires extremely high-level technology for molding, processing, etc. These aspheric lenses have a diameter of 87 mm and boast ultra-high precision screen accuracy to within 1 μm , enabling ultra-short throw large-screen projection.

Refined Mechanical Design



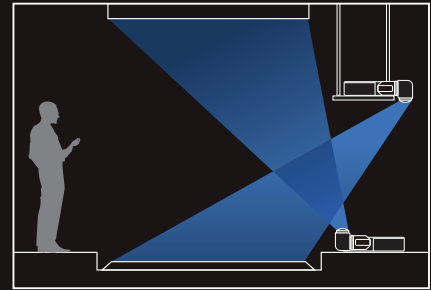
FUJIFILM has harnessed over 30 years of projector lens mechanical design to create a lens barrel mechanism with biaxial, 6-direction rotation that maintains high resolution. The projector's internal mechanisms were optimized with temperature and intensity simulation technology to achieve a compact body only 108 mm thick.

Precision Optical Axis Adjustment



Ultra-high precision optical axis adjustment is imperative for wide-range lens shift projection that maintains distortion-free ultra-high resolution. FUJIFILM applied our high-level lens technology for the optimal combination of multiple adjustments to deliver high-quality images.

Projecting on Ceilings and Floors



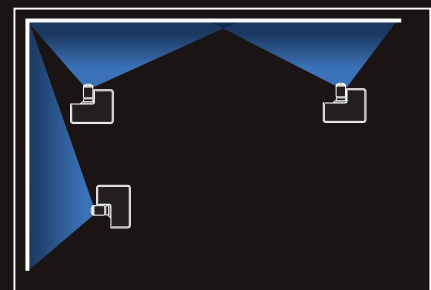
Entrance presentation of a garden with a large pond underneath spring skies

One projector has been hung from the ceiling and another set on the floor to project simultaneously. The wide, distortion-free image of the water gives the impression of a real pond to draw the customers' attention, and the high quality reproduction of the blue of the sky and the vivid cherry blossoms on the ceiling create a highly immersive presentation. The wide lens shift keeps people from interrupting the projection, which enables the creation of a space where the projection unit itself is unobtrusive.

Example videos
of real use:



Ultra-Wide Screen Projection



Presentation of an entertainment space simulating an excursion through fall leaves with a view of Mt. Fuji

Three projectors are set up level along the floor to project three connected horizontal screens, covering a massive total of 450 inches for a powerful presentation. Resolution is maintained without distortion in every corner of the projection, and the separate images are easily connected with blending processing. Ultra-short throw projection and the wide lens shift maximize the active space while keeping the projector itself from causing obstruction. The images projected feel real to the viewer, creating a strong emotional reaction, as though you and your family had actually gone traveling together.


Example videos
of real use:



Projection Mapping on a Curved Screen



The white color is perfect for places like museums where the base color is often white



Three-dimensional presentation for an information counter at a hotel entrance

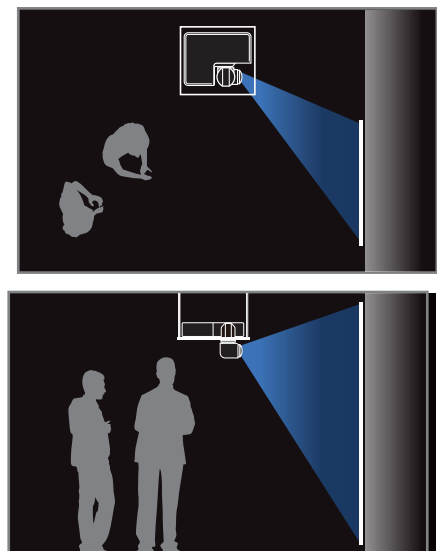
The projector is set up in the hotel reception desk for an entrance with gorgeous design that leaves a great first impression with guests. The ultra-short throw projector with a wide shift function and slim body enable setup that won't be noticed by guests. This even enables large-screen projection on curved walls, etc.

*An edited image for the arching screen is required.

Example videos of real use:



Portrait Projection



Presentation of an impactful art gallery space with portrait display

A single projector is set up on the ceiling of an art space with a vertical projection of approximately 90 inches. Ultra-short throw projection enables large images, even in small spaces, and by using the wide-range shift function in portrait projection, the projector can be setup in an off-center position from the screen. Viewers can get close to the image and look at it without obstructing the projection or casting a shadow.

Example videos of real use:




■ Main specifications

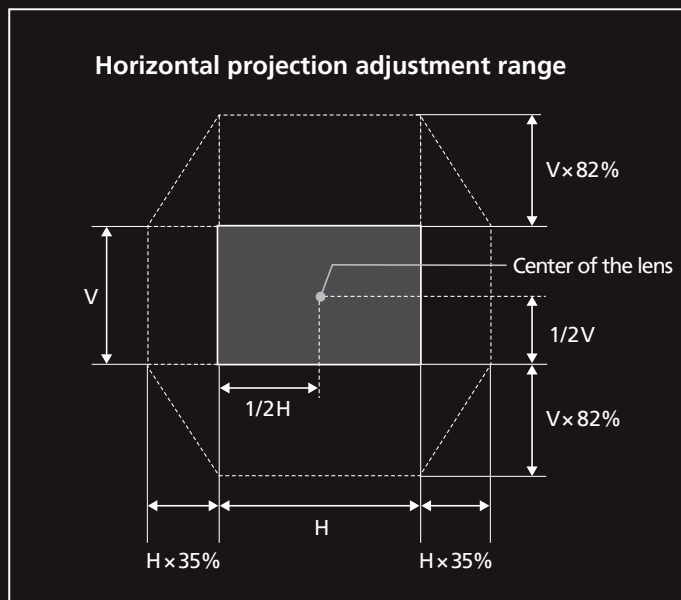
Model name		FP-Z5000
DLP chip	Size	0.65-inch, 16:9 aspect ratio
	Display method	1Chip DLP
	Resolution	2,073,600 pixels (1920 x 1080)
Lens	Type	Folded two-axial rotatable lens
	Lens Shift	Electrical: V±82% H±35%
	Zoom	Electrical: x1.0 - x1.1
	Focus	Electrical
	Throw ratio(TR)*1	0.34(Wide) - 0.37(Telephoto)
	Focal length	f=5.0mm(Wide) - 5.5mm(Telephoto)
	F No.	F2.4(Wide) - F2.49(Telephoto)
Light source		Laser diode
Brightness		5,000lm
Contrast ratio		12,000:1
Projected image size		70 - 300inches, approx.0.5m - 2.3m
Audio output		10W x 1
Scanning frequency	Horizontal	15k ~ 102kHz
	Vertical	23 ~ 120Hz
Maximum display resolution (W x H)		1920 x 1080
Input/output terminals	HDMI	3 terminals
	HDBaseT/LAN	1 terminal RJ-45
	USB (DC5V output)	1 terminal Type A
Usage environment	Operating temperature	0 - 40°C (without condensation)
	Storage temperature	-10 - 50°C (without condensation)
Power supply		AC100V - 240V 50/60Hz
Maximum power consumption		700W
Power consumption (on standby)		0.5W
Dimensions		470mm (W) x 375mm (D) x 108mm (H) (when the lens is folded in, excluding protrusions)
Weight		Approx. 12.5kg
Accessories included		Remote control(Class 2 laser), 2 AAA batteries, lens cap,HDMI cable (1.8m), power supply cable (3.0m) 2 vertical installation stands, simplified user manual

*1 Throw ratio(TR) is the ratio of the projection distance to the screen width.

■ Connection interface



■ Lens Shift Range



■ Projection Distance

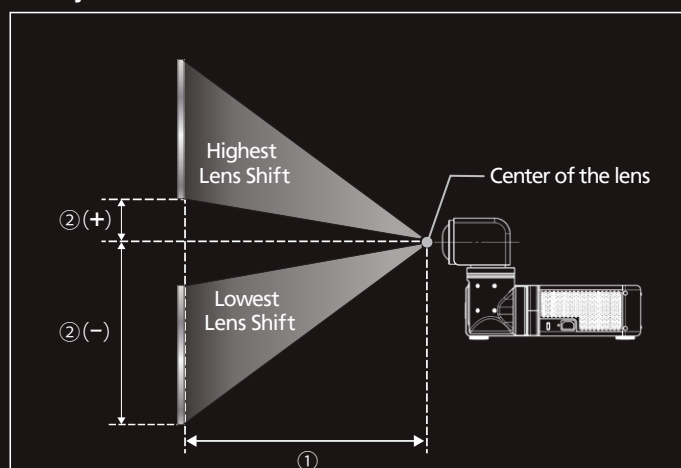


Table of Horizontal Projection Distances

16:9 screen		① Projection distance(cm) Wide - Telephoto	② Lens Shift(cm) Lowest - Highest
Size (in)	Width x Height(cm)		
70	155 x 87	52 - 57	-115 - 28
80	177 x 100	59 - 65	-131 - 32
90	199 x 112	67 - 74	-148 - 36
100	221 x 125	75 - 82	-164 - 40
120	266 x 149	90 - 99	-197 - 48
150	332 x 187	113 - 124	-247 - 60
200	443 x 249	151 - 166	-329 - 80
250	553 x 311	189 - 208	-411 - 100
300	664 x 374	227 - 250	-493 - 120

■ This product is classified as Class1. DO NOT LOOK DIRECTLY INTO THE BEAM. ■ Trademark PJLink is a trademark applied for trademark rights in Japan, the United States of America and other countries and areas. ■ HDBaseT and HDBaseT Alliance logo are trademarks of HDBaseT Alliance. ■ DLP Cinema and the DLP Cinema logo are trademarks or registered trademarks of Texas Instruments. ■ The terms HDMI and HDMI High-Definition Multimedia Interface, and the HDMI Logo are trademarks or registered trademarks of HDMI Licensing Administrator, Inc. in the United States and other countries.

For more information, please contact:

Simon Murphy
Recording Media & Optical Devices
FUJIFILM Australia Pty Ltd
M: 0419 770 167
E: simon.murphy@fujifilm.com
www.fujifilm.com.au

FUJIFILM
Value from Innovation