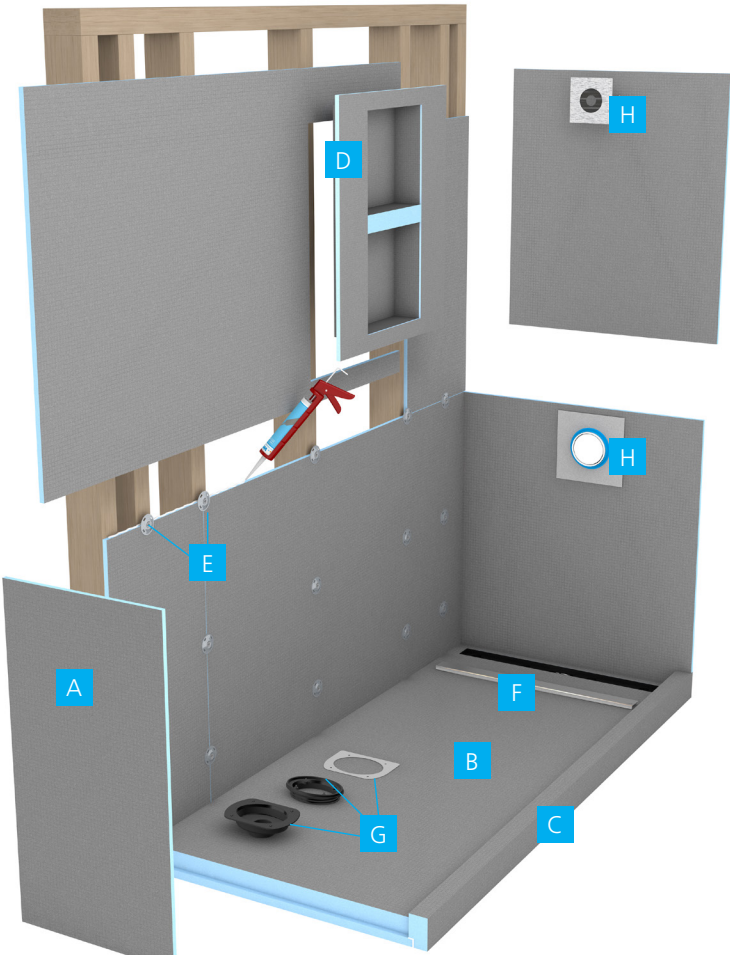


wedi Fundo Riolito neo Shower System

wedi's pre-sloped shower base Riolito features the ONLY fully sealed and factory integrated water-proof linear drain assembly available for customizable shower floor systems today. The integrated drain ensures your installation is not exposed to the risk commonly associated with bonding flange/ tapping installation-type single drain products. wedi Shower Bases are also available in square drain models



- A wedi Building Panel
- B wedi Fundo Riolito neo Shower Base
- C wedi Full Foam Shower Hob Lean
- D wedi Recessed Niche with shelves
- E wedi Fasteners
- F wedi Riolito neo Cover Plate
- G wedi Drain Kit
- H wedi Flexi Collars

For more information visit our website www.wedi.com.au or email info@wedi.com.au

Why wedi?



100% waterproof - with manufacturer's guarantee



Multiple customisable product sizes



Ready to tile upon installation - any size or type tile and stone



Easy and safe modular installation



Natural protection against mould



Fastest installation of waterproof, custom tiled showers in the industry.

Your local wedi stockist:





wedi Shower Systems

Innovation. System. Quality.



Bryan Baeumler




AU

www.wedi.com.au

Ready to tile within hours, not days...



Before



During



After

What is wedi?

- wedi is a proven, 100% waterproof ready to tile shower system produced by a single source manufacturer in Germany with over 35 years of industry experience.
- The wedi Shower System is a perfect substrate for tile or stone, offering a pre-sloped yet flat surface and also a superior bond surface for any tile and stone adhesive. No delamination, no deterioration, no surprises.
- wedi eliminates applications of waterproof roll on or sheet membranes - no risk of cracks and pinholes as with liquid membranes
- The wedi blue XPS closed cell foam core is 100% waterproof, mould and mildew proof and remains fully functional even after partial damage.
- wedi building panels can be used as an underlayment and are rated for heavy duty commercial use once tiled.
- The wedi Shower System replaces the screed and liquid membranes, which often fail due to expansion and contraction. Total installation time of 3 hours ready for tile versus 5 days of installation and drying times.
- The wedi Shower System is light weight, quick, easy to cut and clean to install. The modular, versatile, and easy to modify design allows you to go from framework to ready to tile in just three hours - the fastest installation process in the industry.
- The wedi Shower System comes with one of the industry's most comprehensive warranties, offering 10 year coverage.

wedi is the solution

wedi is 100% waterproof - no more problems associated with multi-layer hand shaped shower installations including the vulnerable, thin liquid waterproofing membranes.

wedi has an integrated fall - no more water puddles due to concrete screed imperfections.

wedi is a complete system - no leaks at weak waterproofing interfaces between different materials expanding or contracting at different rates.



For more information visit our website www.wedi.com.au or email info@wedi.com.au