



CONFERENCE ON VOLUNTEERING AND SERVICE

JUNE 27-29, 2016

Do It Yourself Volunteering

Points of Light * HandsOn Network * generationOn * Corporate Institute * AmeriCorps Alums

Convened by:



Co-Title Sponsors:

JPMORGAN CHASE & CO.



Track Sponsored by:





DIY Volunteering

Exploring DIY Volunteering Across the Globe



HandsOn
GREATER RICHMOND
www.handsonrva.org



**RUACH
TOVA**
Your Home for
Volunteering in Israel



HandsOn
GREATER PORTLAND
A program of United Way
of the Columbia-Willamette

Track Sponsored by:



Vanessa Diamond

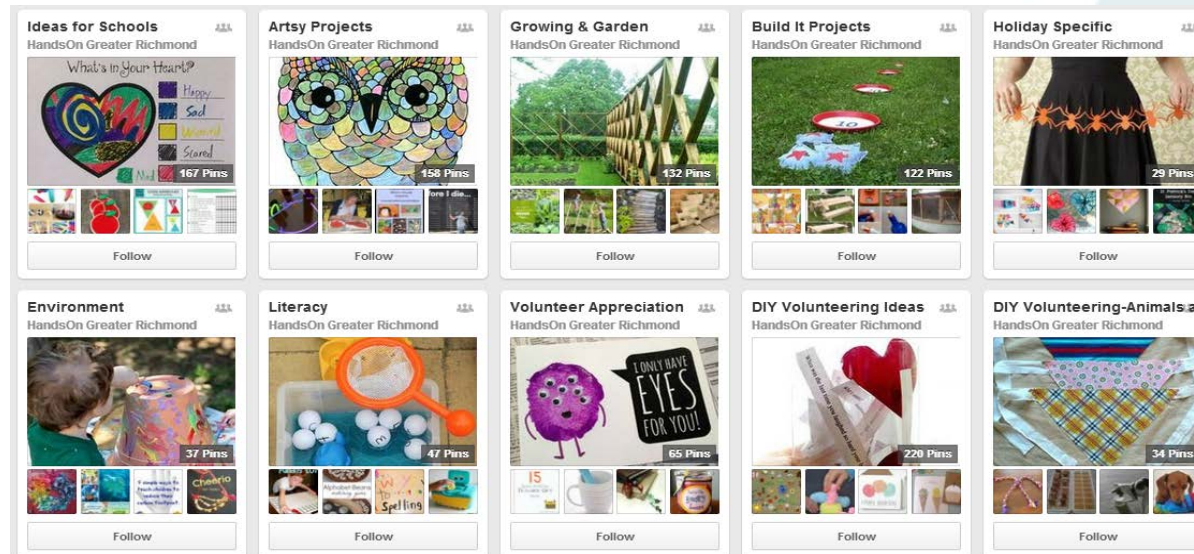
Director of HandsOn Greater Richmond

Track Sponsored by:



HandsOnRVA Pinterest

Utilize for ideas and inspiration



<https://www.pinterest.com/HandsOnRVA/>

Track Sponsored by:



Example Project Pins

Board Ideas for Schools. Activity/Riddle Sticks

<http://www.pinterest.com/pin/226517056228065328/>

Board: Literacy. Sight Word Building Blocks

<http://www.pinterest.com/pin/226517056227827763/>

Board: Build It Projects. Outdoor Scrabble Tiles

<http://www.pinterest.com/pin/226517056230974947/>

Board: Growing & Garden: Cinder block planters (no instructions)

<http://www.pinterest.com/pin/226517056228865943/>

Board: Ideas for Schools. Cloud Identifier

<http://www.pinterest.com/pin/226517056227790606/>

Track Sponsored by:



HandsOn RVA DIY Volunteer Projects



61 Featured DIY's
With 36 partners
3399 volunteers attended
9277 hours

Examples:

- Summer Camp Snacks
- Party Hats for Party People for celebrate! RVA
- InLight Lanterns for 1708 Gallery
- Mentor/Mentee Pledge Bracelets for Virginia Mentoring Partnership

Track Sponsored by:







Do-It-Yourself Volunteering

Meaningful Community Impact- In Your Own Time

Decorated Tissue Packs



Organizational Beneficiary: [Massey Cancer Center](#)

Impact: VCU Massey Cancer Center is among the top 4 percent of cancer centers in the country and is one of two in the state designated by the National Cancer Institute to lead and shape America's cancer research efforts. Founded in 1974, Massey is dedicated to discovering, developing, delivering and teaching effective means to prevent, detect, treat and cure cancer through innovative research, patient care and education. One of the most frequently requested items needed at the Massey Cancer Center is tissues. Most people are familiar with the hair loss associated with chemotherapy, but did you know nasal hair is also lost causing a constant case of the sniffles? Help Massey provide a much needed item by creating decorated tissue packs and letting a stranger know you're thinking of them.

Supplies

Travel tissue packets
Paper
Scissors
Tape
Markers, ribbon, stickers, or other decorations (no glitter please)
Access to a printer

Instructions

1. Express Interest on the HandsOn page
2. DIY
3. Deliver completed project & DIY report form to HandsOn (Confirmed participants will receive 3 service hours for submitting materials prior to 5:00pm, Friday, April 15, 2016)
4. Feel all the warm fuzzies

Questions? Contact HandsOn at 804-330-7027

1

•Purchase and/or collect your supplies. We ask DIY volunteers to create a **minimum of 10-decorated tissue packs**. Contributions over the minimum amount are welcomed, but we will not be able to document more than 3 service hours for any DIY project.

2

- Review the instructions completely.
- Advise your network of the project. (Encourage your family, friends, and co-workers to donate their time make awareness ribbons.)
- Purchase and/or gather your supplies. Make sure you have enough materials to assemble at least 10 tissue packs.
- Craft! Using the attached instruction guide, make your decorated tissue packs. Feel free to make them seasonal or with a message of good health.
- Deliver your completed project to HandsOn.

3

- A great way to remind others about the purpose of this project is to incorporate some reflection exercises. Below are questions to help guide conversation.
- What do we know about the importance of building a community made to help each other?
- How did our feelings about this population or topic change?
- What worked well about this project?
- What else can we do now?

4

- Complete the attached DIY report form so we can mark your participation correctly.

5

- Drop off your project at the HandsOn Offices! We are at 7501 Boulder's View Drive, Suite 101, Richmond, VA 23225 and are open from 8:30am-5pm, Monday-Friday.
- The deadline to drop off your completed project is **5pm, Friday, April 15, 2016**.

6

- Like our DIY projects? Check back on the first of each month for a new Featured DIY Project.
- Share with HandsOn, family, and friends by **posting a picture** and/or **comment** about the experience on our Facebook page, your Instagram account and tag @handsonva, or **Tweeting** us @HandsOnIVA with hashtag #HODIY.

Track Sponsored by:



Alexandra Brownfield

Executive Director of Volunteer Knoxville

Track Sponsored by:



Collection Drives

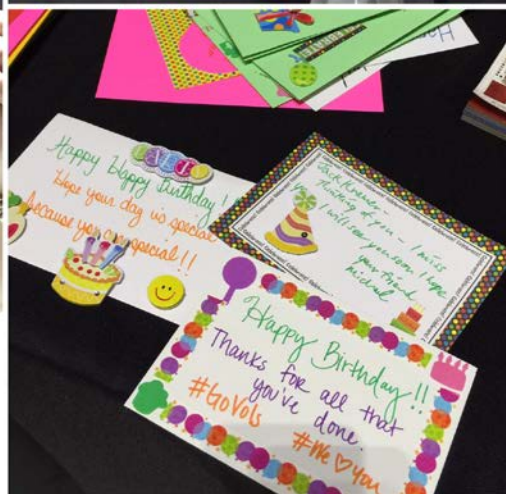
Homeless Care Kits



Track Sponsored by:



DIY Projects at Events



Birthday Cards for Veterans

Track Sponsored by:



DIY Projects at Events



Holiday Mail for Heroes



Track Sponsored by:



DIY Projects for Corporations



No Sew Superhero Capes

Track Sponsored by:



DIY Projects for Corporations



No Sew Superhero Capes

Track Sponsored by:



Becky Blumer

Director of HandsOn Greater Portland

Track Sponsored by:



DIY Volunteer Projects

Program Overview

Volunteers express interest and are emailed a project recipe

Completed projects are delivered by the volunteer

Projects are developed at the request of a local Nonprofit organizations

Primary audience for DIY projects are students and families



Track Sponsored by:



Current DIY Projects

Love Letters

Greeting cards for seniors and homebound individuals who receive food through Meals On Wheels centers and Lift Urban Portland.

Toys for Cats

Handmade small catnip mouse toy for the animals at Cat Adoption Team.

Tasty Treats for Dogs

Tasty treats baked at home for the dogs at the Oregon Humane society.



Track Sponsored by:



Sample DIY Recipe

DIY Recipes Include

- Project overview
- Detailed project instructions
- Drop off instructions
- Reflection questions
- Completion form submitted to Hands On Greater Portland



DIY! Toys for Cats

Toys for Cats

At Cat Adoption Team, hundreds of cats and kittens with different personalities and backgrounds are available for adoption. Many come to CAT healthy, simply in need of a new home. Others come to CAT suffering from injuries or illness and are healed in CAT's care. Some are seniors, some are young, and all are great companions awaiting their loving home. CAT to date has found homes for more than 30,000 cats and kittens. Thank you for helping to enrich the lives of these cats during their journey to find their forever home by creating these toy mice!

Where to drop off your completed Toys for Cats

When you are finished making the cat toys you can drop them off directly at Cat Adoption Team. Afterwards, please follow up with me by submitting the sheet below via e-mail at john@handsonportland.org so I can keep track of how many toys have been made.

Cat Adoption Team – Sherwood Shelter
14175 SW Galbreath Drive
Sherwood, OR 97140

Any time they are open is fine:
12 to 7 Tuesday through Friday
12 to 6 on Saturday and Sundays

Reflection Questions to ask after completing this project

1. How do you think a cat might feel if it doesn't have its own home and family? What else besides a mouse toy might a cat at Cat Adoption Team want or need?
2. What was your favorite part of making the treats for cats (spending time with family/friends, sewing, dropping the cat toys off at CAT, etc.)?
3. Did this activity inspire you to continue to volunteer? If so, what other things could you do or make to benefit the environment, animals, your community, or a specific person?

Have suggestions for how we can improve these instructions?
Please e-mail john@handsonportland.org or call 503-200-3362




Hannah Wojno

*Director, International Division of
Ruach Tova/Good Deeds Day*

Track Sponsored by:





A global movement of doing good



Track Sponsored by:



Good-deeds-day.org/toolkit

KICKSTART YOUR PROJECT

BROWSE
PROJECTS

Start planning

SIGN UP
YOUR PROJECT

Take part

DOWNLOAD
MATERIALS

Get ready!

HOW TO'S
STEP-BY-STEP GUIDES

Get inspired!



Track Sponsored by:



HOW TO'S STEP-BY-STEP GUIDES

[Get inspired!](#)

What type of activity would you like to organize?

All

Fun with kids

Going green

Helping seniors

On & off campus

Community

For individuals



The Street Store

[Read more](#)



Good To-Go!

[Read more](#)



Give and Take

[Read more](#)



Story Time

[Read more](#)



Goodie Bags Handout

[Read more](#)



Urban Gardening Project

[Read more](#)

Track Sponsored by:



What type of activity would you like to organize?

All

Fun with kids

Going green

Helping seniors

On & off campus

Community

For individuals



The Street Store

Create your own Street Store easily.

1. Send a request to receive an open source file to create [your Street Store](#).
2. Choose donations drop off locations for people to bring clothes and shoes.
3. Collaborate with an organization for the homeless.
4. Find a suitable location for your store. A local community square or center are great locations. If necessary, get permits to use public fences.
5. Put up your poster hangers, hang up clothes, arrange the shoes & open your store to the needy!

[Read less](#)

Story Time

[Read more](#)

Goodie Bags Handout

[Read more](#)

Urban Gardening Project

[Read more](#)

Pop Up Library

Build a pop-up library and invite your community to donate and take books. A great way to meet fellow readers!

1. Find a neighborhood that does not have a library, yet has a facility or free space that can be turned into a library.
2. If the place needs an overhaul - painting, fixing, cleaning and/or equipment - ask for donated materials and recruit volunteers to help.
3. Arrange for a storage space for collected books.
4. Encourage community members to donate used books.
5. Celebrate the library launch with the community. Celebrate with a fun storytime for kids.

[Read less](#)

DOWNLOAD
MATERIALS

[Get ready!](#)

WHAT WOULD YOU LIKE TO DOWNLOAD?

All

English

Español

Italiano

Русский

بالعربية

Français

Deutsch

Português

**Thank You
graphics**

ENGLISH

**Good To-Go!
Campaign**

ENGLISH

**SAVE THE DATE
POSTCARD**

ENGLISH

**CUSTOMIZE
YOUR SAVE THE
DATE**

**ABOUT GOOD
DEEDS DAY!**

**YOUR GUIDE TO
DOING GOOD ON
APRIL 10**

Track Sponsored by:



2 Good Deeds Day DIY Example projects

Happy Handouts

- Cards
- Flowers
- Compliments
- Good To Go Coffee



The Good Box



Sponsored by: 



April 2, 2017

Track Sponsored by:



Questions for Vanessa, Alexandra, Becky or Hannah?

Track Sponsored by:





SERVICE UNITES

CONFERENCE ON VOLUNTEERING AND SERVICE
JUNE 27-29, 2016

Points of Light * HandsOn Network * generationOn * Corporate Institute * AmeriCorps Alums

Convened by:

**POINTS
OF LIGHT**

Co-Title Sponsors:

JPMORGAN CHASE & CO.



Track Sponsored by:

