



Pre-Conference Newsletter, Volume Three

Can you believe the conference is just a week away? We hope this issue provides you with all the last-minute information you need to get ready, but feel free to contact our office if you have further questions.

Travel

Are all your travel arrangements in order? Don't forget your ID and hotel confirmation number. Make sure you have all your flight information if traveling by air. If you're driving, go ahead and print the directions in this newsletter and put them in your car.

Handouts

Remember that all handouts are posted online and sent to attendees via email. *If you plan to view handouts on a tablet or iPad, don't forget to download and save all the documents prior to arrival at the conference, as wi-fi access will not be available in all areas.* If you prefer hard copy handouts, make sure to print and pack them now!

Modifying Your Registration

You can still change your session selections or modify any part of your registration. Simply follow the instructions in the confirmation email to access your record. Don't forget that if you checked "Do Not Publish," you will not be included in the directory.

What to Pack

Have you found your suitcase yet? Don't forget the following items:

- ✓ Business casual attire for conference days
- ✓ A sweater or jacket to bring to the convention center
- ✓ Outfits for going out and exploring the city
- ✓ Comfortable walking shoes for the trip between hotel and convention center
- ✓ Tablet or iPad with session handouts saved OR binder with hard copy handouts
- ✓ Business cards for networking
- ✓ Camera

Walking

The convention center is just a short walk from the conference hotel (the Manchester Grand Hyatt), so make sure and pack some comfortable walking shoes. If you cannot walk, buses will shuttle to the convention center during peak commute times. Look for the buses with ACMA signage on the doors.

Finding our Event in the SDCC

The San Diego Convention Center is a huge facility, but ACMA has a great location for our conference. From the Manchester Grand Hyatt, enter the convention center through Lobby B. Take the escalator to the upper level. ACMA Registration will be set up in the foyer of Ballroom 6. There will be lots of directional signage, so you can't miss us!

Early Registration

The ACMA registration desk will be open on **Sunday, April 7th from 3:00 – 6:30 pm in** for all registered attendees. Lines will be long on Monday—please take a few minutes and register early. If you registered for the pre-conference events on April 8th (additional fee required), we strongly encourage you to register on Sunday.

Pre- and Post-Conference Events

The pre-conference sessions and ACM™ study group require a separate fee. Your confirmation receipt will show these additional sessions if you paid to attend. If you're not unsure about whether you registered for these events, call our office.

Meals

On Monday April 8th, a continental breakfast and lunch will be provided for registered pre-conference and MD forum attendees. All attendees are welcome at the opening reception on Monday night, which will include hot and cold hors d'oeuvres. During main conference on April 9th and 10th, a hot breakfast buffet and lunch will be served. *Attendees will be responsible for their own dinner every night of the conference.*

Exhibitor Attendees

If you are with an exhibiting company but you registered to attend educational events for CEUs, please note that you will need to pick up your name badge at the ACMA registration table. Full conference badges will not be in the exhibit hall or at your booth.

Guest Policy

Conference events and meals, including the exhibit hall, are open only to registered attendees. Name badges will be checked at all entrances and individuals without badges will not be allowed access. The only event open to guests is the closing party.

Silent Auction

ACMA's Annual Silent Auction fundraising event is an attendee favorite and will be held in the Exhibit Hall. Network and competitively bid on valuable items, restaurant dinners, jewelry and weekend getaways. Bids will be accepted on all items during the scheduled auction times and winning bidders will receive their items at the event's conclusion. All proceeds support ACMA initiatives.

Win a New Car!

One lucky attendee will be driving away in a brand new car! To be eligible to win, you must visit the participating car giveaway sponsors. More information will be included in the registration materials when you check-in at the conference. The giveaway will take place the evening of Tuesday, April 9th. Don't forget your business cards for networking!

Closing Party

One of the most anticipated conference events, this year's closing party is sure to be a hit! After the closing session on Wednesday, we'll celebrate the 20-year anniversary of the national case management conference with music, dancing, food and drinks. We will also unveil the top-secret location of the 2014 national conference. If you wish to bring a guest to the closing party, badges for this event only may be purchased for \$50.

ACM™ Study Group

If you registered to attend our post-conference event, the ACM™ certification exam study group, please remember that the session will take place the morning of Thursday, April 11th. This event will NOT be held at the San Diego Convention Center. *The study group will take place at the Manchester Grand Hyatt hotel.*

Conference Evaluations

As with all ACMA educational events, evaluations will be done online. The evaluation system will be open on April 16th. An email will be sent to all attendees post-conference with instructions on how to access the evaluation. *An online evaluation must be completed to receive your CE Certificate.* Upon completion of the evaluation, you will be able to immediately print your CE Certificate. A valid license number will be required for a nursing or social work certificate.

San Diego ACMA Member Discounts

All ACMA members are eligible to participate in our member discount program, and we have 60 discount offers in and around San Diego for you to take advantage of during your visit.

To access these discount offers, visit www.acmaweb.org and log in to the members only section. Scroll down to the Member Discount Program Section, and click “Begin Shopping.” Type “San Diego” into the search bar to view these offers and more!

SeaWorld San Diego:

Save 20% off Gate Price on admission

San Diego Old Town Trolley:

Save over 10% on tickets

Gaslamp Quarter Food Tour:

Receive a 10% discount off food tour with coupon code

San Diego Zoo:

Save 15% off General Admission

San Diego Zoo Safari Park:

Save 15% off General Admission

Old Town San Diego Food Tour:

Save 10% off food tour with coupon code

Conference Hotel—Manchester Grand Hyatt

One Market Place, San Diego, California, USA 92101

Tel: +1-619-232-1234 / Fax: +1-619-233-6464

Located 3 miles from the airport. Average taxi fare from the airport is \$12-15.

Parking is available for hotel guests within the hotel structure.

Self Parking: \$26 for 24 hours with in-and-out privileges

Valet Parking: \$36 for 24 hours with same privileges

Driving Directions

From San Diego International Airport: (approx. 3 miles)

When exiting the terminals, follow the signs to Downtown San Diego and Interstate 5. Stay in the right lane and this will deposit you onto North Harbor Drive. Continue south on North Harbor Drive approximately 3 miles along the waterfront. Go one block past the Seaport Village entrance (Kettner Boulevard). Turn right at Market Place into the main entrance of our San Diego hotel.

From Points North:

Take I-5 South toward San Diego. Exit at Front Street (exit 17) toward the Civic Center. Continue straight to Front Street, and then turn right onto W. Market Street. Market Street will end at the hotel.

From Points South:

Take I-5 North to Cesar E. Chavez Parkway (exit 14B). Turn left onto Cesar E. Chavez Parkway. Take a right onto East Harbor Drive, and then a left onto Market Street. Market Street will end at the hotel.

From Points East:

Take I-8 West to CA 125 toward CA 94. Keep left to take CA 94W. Turn left on 17th Street, and then right onto Market Street. Market Street will end at the hotel.







From Points West:

Follow Harbor Drive east along San Diego Bay to downtown. Harbor Drive intersects with Market Street. Our San Diego CA resort is at One Market Place.

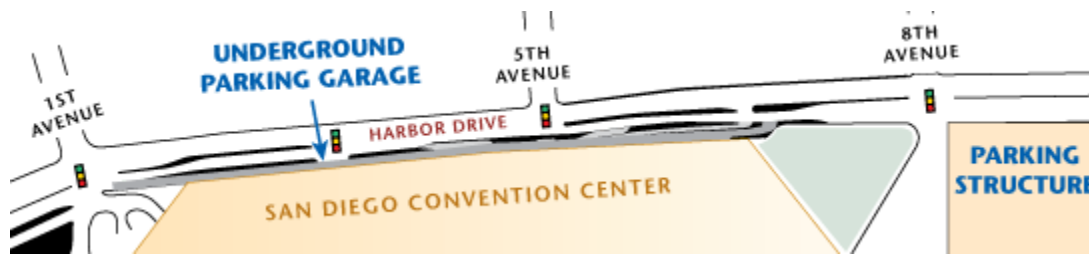
Conference Location—San Diego Convention Center

The San Diego Convention Center is located downtown along majestic San Diego Bay with the vibrant Gaslamp Quarter and the San Diego Padres' PETCO Park at our doorstep. The San Diego Convention Center address is 111 W. Harbor Drive, San Diego, CA 92101.

If you are driving to the Convention Center, see the driving instructions below.

 Driving South on Interstate 5 <ul style="list-style-type: none">• Take Front St. exit.• Continue on Front St. until you reach Harbor Drive, turn left.• Follow signage to parking entrance.	 Driving North on Interstate 5 <ul style="list-style-type: none">• Take Cesar Chavez Pky. exit, turn left.• Follow Cesar Chavez Pky. to Harbor Drive, turn right.• Follow signage to parking entrance.
 Driving West on Interstate 8 <ul style="list-style-type: none">• Take Highway 8 (West) to 163 South.• Follow into city (will turn into 10th.)• Follow 10th Ave. to Market St., turn right.• Take Market St. to Front St., turn left.• Take Front St. to Harbor Drive, turn left.• Follow signage to parking entrance.	 Driving West on 94 <ul style="list-style-type: none">• Take 94 West into the city.• 94 West will turn into "F" St.• Follow "F" St. to 8th Ave.• Take 8th Ave. to Market St., turn right.• Take Market St. to Front St., turn left.• Take Front St. to Harbor Drive, turn left.• Follow signage to parking entrance.
 From Coronado <ul style="list-style-type: none">• Cross Bay Bridge staying in the right lane.• Take the National Ave. exit.• Turn left on Cesar Chavez Pky.• Follow Cesar Chavez Pky. to Harbor Drive, turn right• Follow signage to parking entrance.	 From the Airport <ul style="list-style-type: none">• Drive out of parking lot.• Follow signs to Interstate 5/Downtown.• The ramp will put you on Harbor Drive going south.• Follow signage to parking entrance.

Parking at the Convention Center



On-site private vehicle parking is available at the San Diego Convention Center's 1,950-vehicle underground garage located below the building. Enter the parking garage on Harbor Drive between First Ave. and Fifth Ave.

- The daily rate is \$10. Parking rates may range from \$10 to \$20 on days when there is special event activity at PETCO Park or other downtown events.
- Payment is due upon entry and there are no in and out privileges.
- No overnight or RV parking is permitted.

Parking in Downtown San Diego

Directly across the street from the Center, on the corner of Harbor and 8th Ave., is a 2,000 space parking structure.

Off-site parking is available at numerous nearby parking lots and garages in Downtown San Diego, and many are within walking distance of the Center. Lots and garages are individually owned and operated, prices vary by location.

Metered street parking is available in some areas. Parking meters are enforced Monday through Saturday, from 8 a.m. until 6 p.m., unless otherwise posted. Metered spots are free on Sunday and designated holidays. Meters accept nickels, dimes, quarters, and prepaid electronic debit cards.